

Vol. 5 of 5

EP-457/2013/D

Central Kowloon Route

Kai Tak East

Contract No. HY/2018/02

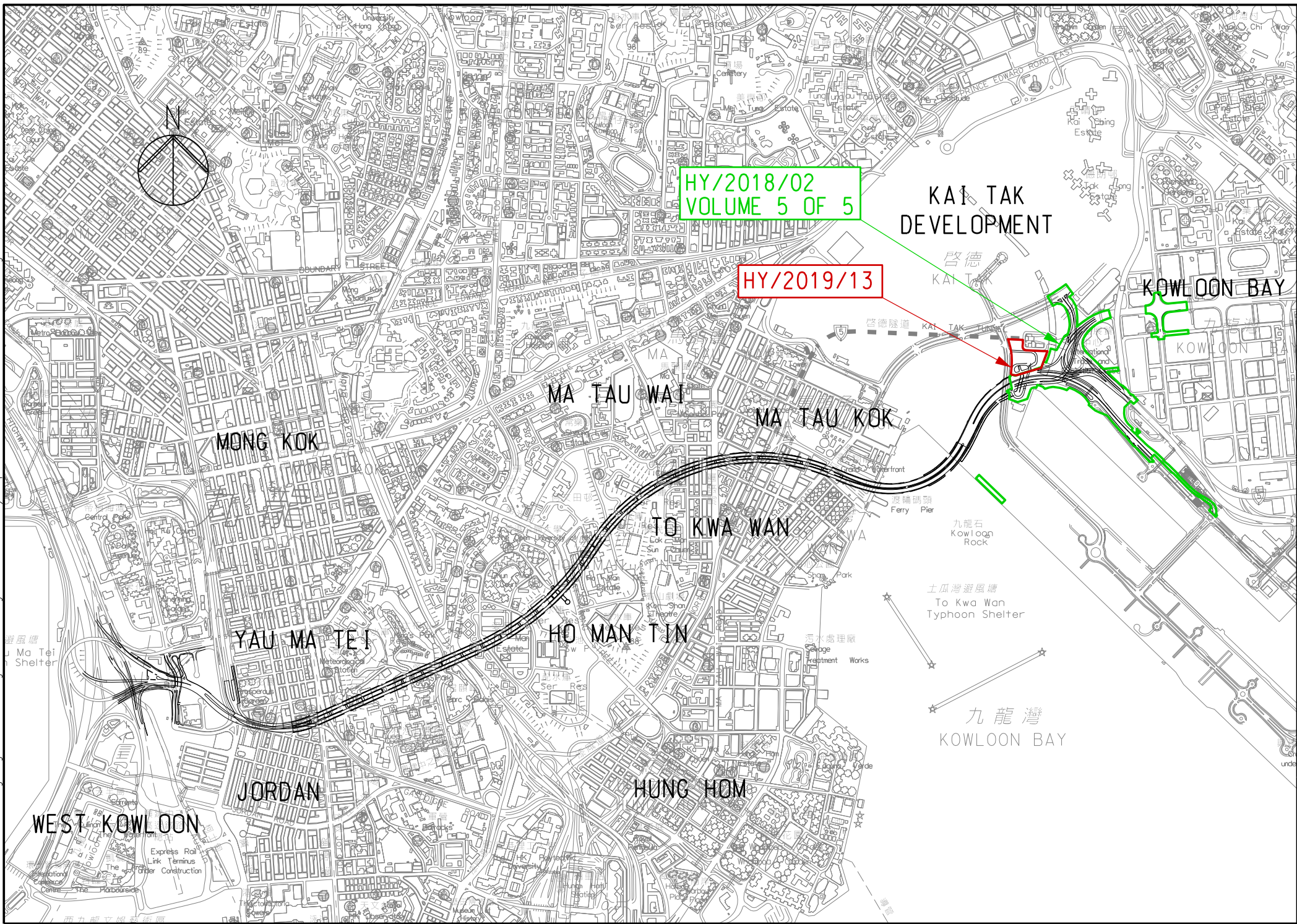
&

**Buildings, Electrical and
Mechanical Works**

Contract No. HY/2019/13

(Kai Tak East Area)

August 2025



Central Kowloon Route

Kai Tak East

Contract No. HY/2018/02

Environmental Permit No. EP-457/2013/D

Central Kowloon Route

Independent Environmental Checker Verification

Works Contract:	Kai Tak East (HY/2018/02)
------------------------	----------------------------------


Reference Document/Plan

Document/ Plan to be Certified / Verified:	Monthly EM&A Report No.72 (August 2025) (R1)
Date of Report:	10 September 2025
Date received by IEC:	10 September 2025

Reference EP Condition

Environmental Permit Condition:	3.4
Submission of Monthly EM&A Report of the Project	
3.4 Four hard copies and one electronic copy of monthly EM&A Report shall be submitted to the Director within 2 weeks after the end of each reporting month throughout the entire construction period. The EM&A Reports shall include a summary of all non-compliance. The submissions shall be certified by the ET Leader and verified by the IEC as complying with the requirements as set out in the EM&A Manual before submission to the Director. Additional copies of the submission shall be provided to the Director upon request by the Director.	

IEC Verification

I hereby verify that the above referenced document/ plan complies with the above referenced condition of EP-457/2013/D.	
	
Ms Mandy To	Date: 10 September 2025
Independent Environmental Checker	

Our ref: 0436942_IEC Verification Cert_KTE_Monthly EM&A Rpt No.72.docx

Alchmex – Paul Y Joint Venture

Central Kowloon Route Contract HY/2018/02

Section of Kai Tak East

Monthly EM&A Report No. 72

(Period from 1 to 31 August 2025)

Rev. 1
(10 September 2025)




	Name	Signature
Prepared by	Andre Chui (Assistant Environmental Consultant)	
Checked & Reviewed by	Joe Ho (Lead Consultant)	
Approved & Certified by	Kevin W. M. Li (Environmental Team Leader)	

TABLE OF CONTENTS

EXECUTIVE SUMMARY

1. BASIC PROJECT INFORMATION	3
2. ENVIRONMENTAL STATUS.....	6
3. AIR QUALITY MONITORING RESULTS.....	7
4. WASTE MANAGEMENT	11
5. SUMMARY OF COMPLAINTS, NOTIFICATION OF SUMMONS AND PROSECUTIONS	12
6. EM&A SITE INSPECTION	14
7. FUTURE KEY ISSUES.....	16
8. CONCLUSION AND RECOMMENDATIONS	17

LIST OF APPENDICES

- A. Alignment and Works Area for the Contract No. HY/2018/02
- B. Construction Programme
- C. Project Organization Chart
- D. Event-Action Plan (EAP) (Air Quality Monitoring)
- E. Event-Action Plan (EAP) (Noise Monitoring)
- F. Environmental Mitigation Implementation Schedule (EMIS)
- G. Monitoring Schedules of the Reporting Month
- H. Calibration Certificate (Air Monitoring)
- I. The Certification of Laboratory with HOKLAS Accredited Analytical Tests
- J. Location Plan of Air Quality Monitoring Station
- K. Monitoring Data (Air Monitoring)
- L. Waste Flow Table
- M. Statistics on Complaint, Notifications of Summons and Successful Prosecutions
- N. Monitoring Schedule of the Coming Month
- O. Adverse Weather Warning Issued by Hong Kong Observatory

EXECUTIVE SUMMARY

A.1 Alchmex – Paul Y Joint Venture (“Contractor”) commenced the construction works of Highway Department (HyD) Central Kowloon Route Contract No. HY/2018/02 – Section of Kai Tak East (“The Project”) on 9 September 2019. This report is the 72nd monthly Environmental Monitoring and Audit (EM&A) report presenting the EM&A works carried out during the period from 1 August 2025 to 31 August 2025.

A.2 A summary of major Construction activities provided by the Contractor for the Project during the reporting month is listed below.

Construction Activities undertaken

- Kai Fuk Road and Kai Cheung Road Reinstatement
-

A.3 A summary of regular construction dust monitoring activities in this reporting period is listed below:

Construction dust (24-hour TSP) monitoring

E-A1a

5 times

Construction dust (1-hour TSP) monitoring

E-A1a

15 times

A.4 Joint weekly site inspections were conducted by representatives of the Environmental team (ET), the Contractor and the Engineer on 6, 13, 20 and 27 August 2025. A joint site inspection with the Independent Environmental Checker (IEC) was undertaken on 20 August 2025. Details of the audit findings and implementation status are presented in Section 5.

A.5 Bi-weekly inspection of the implementation of landscape and visual mitigation measures by ET was conducted on 6 and 20 August 2025. Details of the audit findings and implementation status are presented in Section 5.

A.6 Details of waste management are presented in Section 4.

A.7 No exceedance of the Action and Limit Levels of 24-hour TSP and 1-hour TSP monitoring were recorded during the reporting month.

A.8 No complaint(s) were received in the reporting month.

A.9 No non-compliance was received in the reporting month.

A.10 No notification of summons and prosecution was received in the reporting period.

A.11 A summary of construction activities provided by the Contractor in next reporting month is listed below:

Construction Activities to be undertaken

- S5 Slip Road, Kai Fuk Road and Kai Cheung Road reinstatement
-

1. BASIC PROJECT INFORMATION

- 1.1. Central Kowloon Route (CKR) is a 4.7 km long dual 3-lane trunk road in Central Kowloon linking Yau Ma Tei Interchange in West Kowloon with the road network on Kai Tak Development and Kowloon Bay in East Kowloon.
- 1.2. The Central Kowloon Route – Design and Construction Environmental Impact Assessment Report (Register No.: AEIAR-171/2013) was approved with conditions by the Environmental Protection Department (EPD) on 11 July 2013. An Environmental Permit (EP 457/2013) was issued on 9 August 2013. Variations of EP (VEP) was subsequently applied for and the latest EP (EP-457/2013/D) was issued by EPD on 15 June 2021.
- 1.3. The construction of the CKR had been divided into different sections. This Contract No. HY/2018/02 – Section of Kai Tak East (KTE) covers part of the construction activities located at Kai Tak under the EP which includes:
 - Section of Kai Tak East
 - i. construction of an approximately 700m long dual 2-lane Central Kowloon Route mainline at Kai Tak, including at-grade roads and bridges;
 - ii. construction of Kai Tak Interchange, including bridges, underpass, and associated at-grade slip roads, connecting the Central Kowloon Route with the existing road network;
 - iii. construction of a footbridge, and demolition/backfill of an existing subway across Kai Fuk Road;
 - iv. realignment of existing Kai Fuk Road, Kai Cheung Road and Kai Cheung Road/Kai Fuk Road loop road;
 - v. reconstruction of an approximately 30m long existing multi-cell box culvert;
 - vi. construction of an approximately 130m long underground ventilation and E&M audit;
 - vii. construction of Ring Road Underpass, connecting Central Kowloon Route mainline and Central Kowloon Route Administration Building;
 - viii. junction improvement works at existing Wang Kwong Road/Kai Cheung Road and Wang Kwong Road/Lam Hing Street junctions;
 - ix. arrangement and implementation of cross boundary disposal of construction and demolition materials; and
 - x. associated roadworks, drainage, waterworks, landscaping works, geotechnical works, and electrical and mechanical works.
- 1.4. The alignment and works area for the Contract No. HY/2018/02 - are shown in **Appendix A**.

- 1.5. A summary of major construction activities provided by the Contractor in this reporting period is shown in **Table 1.1**. The construction programme is presented in **Appendix B**.

Table 1.1 Summary of Construction Activities during the Reporting Month

Construction Activities undertaken

- Kai Fuk Road and Kai Cheung Road Reinstatement

- 1.6. The project organisational chart specifying management structure and contact details are shown in **Appendix C**.

- 1.7. A summary of the valid permits, licences, and /or notifications on environmental protection for this Project is presented in **Table 1.2**.

Table 1.2 Summary of the Environmental Licence, Notification, Permit and Documentations

Permit/ Licences/ Notification /Reference No.	Valid Period		Status	Remark
	From	To		
Environmental Permit				
EP-457/2013/D	15-Jun-21	--	Valid	-
Wastewater Discharge License				
WT00045689-2024	31-Dec-24	31-Dec-29	Valid	-
Notification of Construction Works under the Air Pollution Control (Construction Dust) Regulation				
445001	Apr-19	--	Notified	-
Chemical Waste Producer Registration				
WPN5113-247-A2940-01	17-May-19	--	Valid	-
Billing Account for Disposal of Construction Waste				
7034073	15-Jun-19	--	Valid	-
Construction Noise Permit				
GW-RE0135-25	1-Mar-25	31-Aug-25	Valid	General Work at Area B and Site Office
GW-RE0140-25	1-Mar-25	31-Aug-25	Valid	Portion 2B
GW-RE0141-25	1-Mar-25	31-Aug-25	Valid	Kai Cheung U Turns
GW-RE0348-25	7-Apr-25	6-Oct-25	Valid	Construction Work at 4A/4C
GW-RE0458-25	1-May-25	31-Oct-25	Valid	General Work at Area A
GW-RE0546-25	24-May-25	23-Aug-25	Superseded by GW-RE0760-25	Sign Gantry installation and re-instatement at Kai Cheung & Kai Fuk Rd

Permit/ Licences/ Notification /Reference No.	Valid Period		Status	Remark
	From	To		
GW-RE0760-25	1-Jul-25	25-Aug-25	Superseded by GW-RE0937-25 on 17-Aug-2025	Sign Gantry Installation and re- instatement at Kai Cheung & Kai Fuk Rd
GW-RE0937-25	17-Aug-25	31-Dec-25	Valid	Sign Gantry installation and reinstatement at Kai Cheung & Kai Fuk Rd

2. ENVIRONMENTAL STATUS

- 2.1. Environmental permit (EP) conditions under the EIAO, submission status under the EP and implementation status of mitigation measures had been reviewed and implemented on schedule. The status of required submissions under the EP (EP-457/2013/D) as of the reporting period for the Project are summarised in **Table 2.1**.

Table 2.1 Summary of Status of Required Submission for EP-457/2013/D for the Project

EP Condition (EP-457/2013/D)	Submission	Submission date
Condition 3.4	Monthly EM&A Report (July 2025)	13 August 2025

- 2.2. The drawing showing the project layout and the location of the monitoring station and environmental sensitive receivers are attached in **Appendix A** and **Appendix J**. Co-ordinates of the monitoring locations are shown in below:

Table 2.2 Summary for the location of monitoring station

Monitoring Location	Location ID	Latitude	Longitude	Remark
Hong Kong International Trade and Exhibition Centre	E-A1	22.323912	114.203512	No longer available due to redevelopment of the location
Fire Services Department Kowloon Bay Workshop	E-A1a	22.324455	114.205243	Alternative location for air quality monitoring station since 25 March 2024

3. AIR QUALITY MONITORING RESULTS

Monitoring Parameters

- 3.1. The impact monitoring had been carried out in accordance with section 5.8 of the approved EM&A Manual to determine the 1-hour and 24-hour total suspended particulates (TSP) levels at the monitoring locations in the reporting month.
- 3.2. The sampling frequency of at least once in every 6 days, shall be strictly observed at the monitoring stations for 24-hour TSP monitoring. For 1-hour TSP monitoring, the sampling frequency of at least 3 times in every 6 days should be undertaken when the highest dust impact occurs.
- 3.3. General meteorological conditions (wind speed, direction and precipitation) and notes regarding any significant adjacent dust producing sources had also been recorded throughout the impact monitoring period.

Monitoring Equipment

- 3.4. 1-hour TSP levels and 24-hour TSP had been measured with direct reading dust meter and High-Volume Samplers respectively. It has been demonstrated its capability in achieving comparable results with high volume sampling method as set out in the Title 40 of the Code of Federal Regulations, Chapter 1 (Part 50).
- 3.5. The 1-hour TSP meter was calibrated by the manufacturer prior to purchasing. Zero response of the instrument was checked before and after each monitoring event. Operation of the 1-hour TSP meter followed manufacturer's Operation and Service Manual. The 24-hour TSP meter was calibrated against firmware 80570-8100-V1.0.4, annually. Operation of the 24-hour TSP meter followed manufacturer's Operation and Service Manual. Valid calibration certificate of dust monitoring equipment is attached in **Appendix H**.
- 3.6. A summary of the equipment that was deployed for the 24- hour averaged monitoring is shown in **Table 3.1**. The TSP monitoring was conducted as per the schedule presented in **Appendix G**.
- 3.7. The equipment used for 1-hour TSP and 24-hour TSP measurement and calibration are summarised in **Table 3.1**.

Table 3.1 Construction Dust Monitoring Equipment

Monitoring Parameter	Monitoring Equipment	Serial Number	Date of Calibration
1-hour TSP	LD-5R Digital Dust Indicator	467356	23 February 2025
24-hour TSP	TE-5170X High Volume Sampler	1049	4 August 2025
	TE-5028A Calibration Kit	3465	19 August 2025
			2 December 2024

Monitoring Methodology and QA/QC results

- 3.8. The 1-hour TSP monitor, portable dust meters (Sibata Digital Dust Indicator Model LD-5R) was used for the impact monitoring. The 1-hour TSP meters provides a real time 1-hour TSP measurement based on 90° light scattering. Three 1-hour TSP level were logged per every six days.
- 3.9. The 24-hour TSP monitor, High Volume Samplers (Tisch TE-5170x High Volume Air Sampler) were used for the impact monitoring. The 24-hour TSP monitoring consists of the following:
- ◆ The HVS was set at the monitoring location, with electricity supply connected and secured;
 - ◆ HVS was calibrated before commencing the 1st measurement;
 - ◆ The filter paper was weight and provided by HOKLAS lab (Acumen Laboratory and Testing Limited and ALS Technichem (HK) Pty Ltd) before and after the sampling. Certificate of HOKLAS accredited laboratory can be referred to **Appendix I**;
 - ◆ The airflow over time during sampling process was recorded by the HVS.
- 3.10. HVSs were free-standing with no obstruction. The following criteria were considered in the installation of the HVS:
- ◆ Appropriate support to secure the samples against gusty wind needed to be provided the monitoring station;
 - ◆ A minimum of 2m separation from walls, parapets and penthouses was required for rooftop samplers;
 - ◆ No furnace or incinerator flues was nearby;
 - ◆ Airflow around the sampler was unrestricted; and
 - ◆ Permission could be obtained to set up the samplers and gain access to the monitoring station.
 - ◆ Any wire fence and gate, to protect the sampler, should not cause any obstruction during monitoring
 - ◆ A secured supply of electricity is needed to operate the samplers.
- 3.11. Preparation of Filter Papers:
- ◆ Glass fiber filters were labelled and sufficient filters that were clean and without pinholes were selected;
 - ◆ All filters were equilibrated in the conditioning environment for 24 hours before weighing. The conditioning environment temperature was around 25°C and not varied by more than ±3°C; the relative humidity (RH) was 40%; and
 - ◆ Acumen Laboratory and Testing Limited and ALS Technichem (HK) Pty Limited, as HOKLAS accredited laboratory, implemented comprehensive quality assurance and quality control programmes on the filters.
- 3.12. Field Monitoring:
- ◆ The power supply was checked to ensure that the HVS was working properly;
 - ◆ The filter holder and area surrounding the filter were cleaned;
 - ◆ The filter holder was removed by loosening the foul bolts and a new filter, with stamped number upward, on a supporting screen was aligned carefully;
 - ◆ The filter was properly aligned on the screen so that the gasket formed an airtight seal on the outer edges of the filter;

- ◆ The swing bolts were fastened to hold the filter holder down to the frame. The pressure applied should be sufficient to avoid air leakage at the edges;
- ◆ The shelter lid was closed and secured with an aluminum strip;
- ◆ The HVS was warmed- up for about 5 minutes to establish run- temperature conditions;
- ◆ A new flow rate record sheet was inserted into the flow recorder;
- ◆ The flow rates of the HVS was checked and adjusted to between 1.13-1.19 m³min⁻¹, which was within the range specified in the EM&A Manual (i.e. 0.6- 1.7 m³min⁻¹);
- ◆ The programmable timer was set for a sampling period of 24 hours ±hour, and the starting time, weather condition and filter number were recorded;
- ◆ The initial elapsed time was recorded;
- ◆ At the end of sampling, the sampled filter was removed carefully and folded in half so that only surfaces with collected particulate matter were in contact;
- ◆ The filter paper was placed in a clean plastic envelope and sealed; all monitoring information was recorded on a standard data sheet and
- ◆ The filters were sent to (Acumen Laboratory and Testing Ltd) for analysis.

3.13. Maintenance and Calibration:

- ◆ The HVS and their accessories were maintained in a good working condition. For example, motor brushes were replaced routinely and electrical wiring was checked to ensure a continuous power supply; and
- ◆ The flow rate of each HVS with mass flow controller was calibrated using an orifice calibrator, Initial calibrations of the dust monitoring equipment were conducted upon installation and prior to commissioning. Five-point calibration was carried out for HVS using TE-5025A Calibration Kit and TE-5028A Calibration KIT. HVS is calibrated in fortnightly Intervals. The calibration records for the HVS is given in **Appendix H**.

3.14. Wind Data Monitoring:

- ◆ The wind speed has been recorded from Hong Kong Observatory- King's Park meteorological station, along with portable wind speed meter stand by as back up if malfunction occurred or data was not recorded from HKO.

Monitoring Locations

3.15. As informed by the Contractor, the Hong Kong International Trade and Exhibition Centre will undergo redevelopment in 2024. The original air monitoring station (E-A1) is no longer available. Therefore, the air quality monitoring station has been relocated to the Fire Services Department Kowloon Bay Workshop (E-A1a) since 25 March 2024. The relocation of monitoring station was identified and agreed with IEC, and EPD was notified on 12 March 2024. The details of the air monitoring stations are described in **Table 3.2**. The location plan of air quality monitoring stations is shown in **Appendix J**.

Table 3.2 Location of the Air Quality Monitoring Station

Monitoring Station	Monitoring Location	Remark
E-A1	Hong Kong International Trade and Exhibition Centre	No longer available due to redevelopment of the location
E-A1a	Fire Services Department Kowloon Bay Workshop	Alternative location for air quality monitoring station since 25 March 2024

Monitoring Date, Time, Frequency and Duration

- 3.16. A summary of impact monitoring duration, sampling parameter and frequency is presented in **Table 3.3**.

Table 3.3 Summary of Impact Monitoring Programme

Impact Monitoring	Duration	Parameter	Frequency
Dust	1-hour continuous measurement	1-hour TSP	3 times per six days
Dust	24-hour continuous sampling	24-hour TSP	Once per six days

Result Summary

- 3.17. According to our field observations, the major dust source identified at the designated air quality monitoring station in the reporting month are summarised in **Table 3.4**.

Table 3.4 Observation at Air Quality Monitoring Station

Monitoring Station	Major Dust Source
E-A1a	Nearby traffic

- 3.18. Air quality impact monitoring for the reporting month was scheduled at E-A1a on 5, 11, 14, 20, and 26 August 2025. However, on 5 August 2025, air quality monitoring was proposed due to adverse weather conditions and was rescheduled on the 6 August 2025. Adverse weather warning issued by the Hong Kong Observatory is presented in **Appendix O**.
- 3.19. The results for 1-hour TSP and 24-hour TSP are summarized in **Table 3.5** and **Table 3.6**. The measurement data and details of influencing factors such as weather conditions and site observation are presented in **Appendix K**.

Table 3.5 Summary of 1-hour TSP Monitoring Results

Monitoring Location	Range (µg/m ³)	Action Level(µg/m ³)	Limit Level(µg/m ³)
E-A1a	47 – 66	279	500

Table 3.6 Summary of 24-hour TSP Monitoring Results

Monitoring Location	Range (µg/m ³)	Action Level (µg/m ³)	Limit Level (µg/m ³)
E-A1a	19 – 80	142	260

4. WASTE MANAGEMENT

- 4.1. The waste generated from this Project includes inert C&D materials, and non-inert C&D materials. Non-inert C&D materials are made up of general refuse, vegetative wastes and recyclable wastes such as plastics and paper/cardboard packaging waste. Steel materials generated from the project are also grouped into non-inert C&D materials as the materials were not disposed of with other inert C&D materials. With reference to relevant handling records and trip tickets of this Project, the quantities of different types of waste generated in the reporting month are summarised in **Table 4.1**. Details of cumulative waste management data are presented as a waste flow table in **Appendix L**.

Table 4.1 Quantities of Waste Generated from the Project

Reporting period	Quantity					
	Inert C&D Materials (in '000tonnes)	Chemical Waste (in 'kg)	Non-inert C&D Materials			
			Others, e.g. General Refuse disposed at Landfill (in 'kg)	Recycled materials		
				Paper/ cardboard (in 'kg)	Plastics (in '000 kg)	Metals (in '000 kg)
August 2025	0.69	0.00	97390.00	0.00	0.00	0.00

5. SUMMARY OF COMPLAINTS, NOTIFICATION OF SUMMONS AND PROSECUTIONS

5.1. The Environmental Complaint Handling Procedure is shown in below **Table 5.1**.

Table 5.1 Environmental Complaint Handling Procedure

Complaint Received via Project Hotline	Complaint Received via 1823 or from other government departments
Contractor notify ER, ET and IEC	ER notify Contractor, ET and IEC
Contractor log complaint and date of receipt onto the complaint database. Contractor, ER and ET to conduct investigation of complaint	
If complaint is considered not valid	If complaint is found valid
ET or ER to reply the complainant if necessary	Contractor to identify and implement remedial measures in consultation with the IEC, ET and ER.
	The ER, ET and IEC to review the effectiveness of the Contractor's remedial measures and the updated situation; ET to undertake additional monitoring and audit to verify the situation if necessary and oversee that circumstances leading to the complaint do not recur. ER to conduct further inspection as necessary.
If the complaint is referred by the EPD, the Contractor to prepare interim report on the status of the complaint investigation and follow-up actions stipulated above, including the details of the remedial measures and additional monitoring identified or already taken, for submission to EPD within the time frame assigned by the EPD	
The ET to record the details of the complaint, results of the investigation, subsequent actions taken to address the complaint and updated situation including the effectiveness of the remedial measures, supported by regular and additional monitoring results in the monthly EM&A reports	

- 5.2. Should non-compliance of the criteria occur, action in accordance with the Event and Action Plan in **Appendix D** and **Appendix E** shall be carried out.
- 5.3. No exceedance of the Action and Limit Levels of 24-hour TSP and 1-hour TSP monitoring was recorded in the reporting month.
- 5.4. No complaint(s) was received in the reporting month.
- 5.5. No non-compliance was received in the reporting month.
- 5.6. No notification of summons and successful prosecution was received in the reporting month.
- 5.7. Statistics on complaints, notifications of summons and successful prosecutions are summarized in **Appendix M**.

6. EM&A SITE INSPECTION

- 6.1. Site inspections were carried out on a weekly basis to monitor the implementation of proper environmental pollution control and mitigation measures under the Contract. In the reporting period, 4 site inspections were carried out by the representative of ET, Contractor and Engineer on 6, 13, 20 and 27 August 2025, along with bi-weekly inspection of the implementation of landscape and visual mitigation measures conducted on 6 and 20 August 2025.
- 6.2. One joint site inspection with IEC was also undertaken on 20 August 2025. Minor deficiencies were observed during weekly site inspection. Key observations during the site inspections are summarized in **Table 6.1**.

Table 6.1 Site Observations

Date	Environmental Observations	Follow-up Status
6 August 2025	<ol style="list-style-type: none"> Fuel tank and fuel container were observed without drip trays at Slip road (S5), Drip trays should be provided for prevent spillage. A breaker tube was observed placed on the ground without any protection at Slip Road (S5), impervious sheet should be provide underneath to prevent any potential leakage. Excavator (Permit No. KTE – P18) was observed without NRMM lavel, NRMM label should be affired on the excvator. 	<ol style="list-style-type: none"> Drip tray was provided for chemical containers. Hydraulic breaker was placed on an impervious surface to prevent potential leakage and contamination. NRMM was placed back on the excavator.
13 August 2025	<ol style="list-style-type: none"> At Portion 2B, PME breaker should be wrapped with noise dampening material. At Portion 2B, site boundaries should be sealed to prevent discharge out of site. At U-turn, stockpile of more than twenty cement bags shall be covered. 	<ol style="list-style-type: none"> Hydraulic Breaker was wrapped with noise dampening cloth. Sandbags were placed to seal site boundaries. Stockpile of cement bags was covered with impervious sheeting.

20 August 2025	<ol style="list-style-type: none"> 1. Near Footbridge, general waste shall be properly sorted and promptly removed. 2. At S4 Bridge, chemical containers shall be placed on drip tray or removed. 	<ol style="list-style-type: none"> 1. General waste was sorted and removed. 2. Chemical containers were removed.
27 August 2025	Nil	Nil

- 6.3. The Contractor had rectified all observation identified during environmental site inspection in the reporting period.
- 6.4. According to the EIA Study Report, Environmental Permit, contract documents and EM&A Manual, the mitigation measures detailed in the documents had been implemented as much as practical during the reporting period. An updated Implementation Status of Environmental Mitigation Measures (EMIS) is provided in **Appendix F**.

7. FUTURE KEY ISSUES

7.1. The construction activities to be undertaken in the next reporting month are:

Construction Activities to be undertaken

- S5 Slip Road, Kai Fuk Road and Kai Cheung Road reinstatement
-

7.2. Potential environmental impacts arising from the above construction activities are mainly associated with dust and waste management.

7.3. The tentative schedule of 1-hour TSP and 24-hour TSP monitoring in the next reporting period is presented in **Appendix N**.

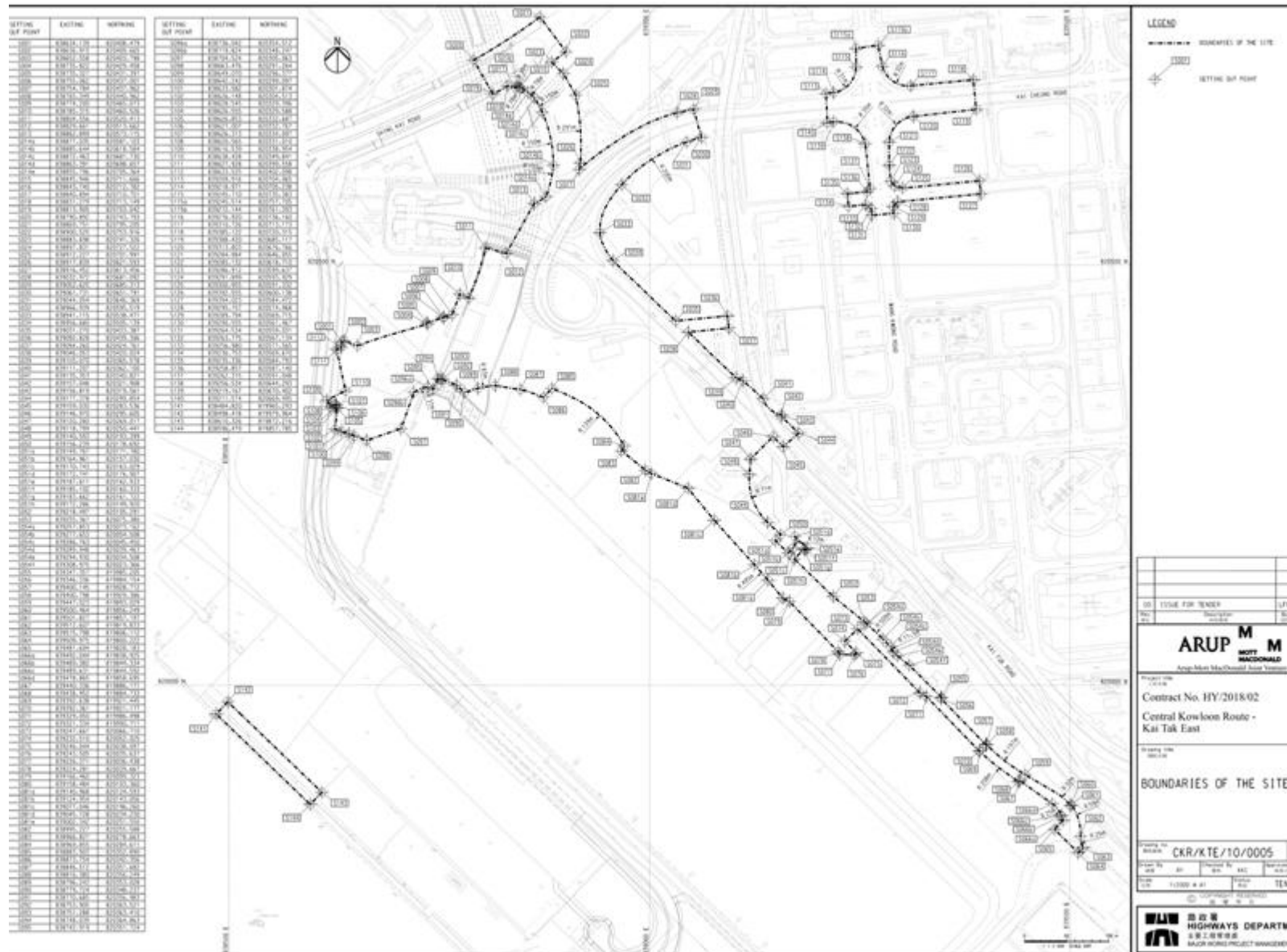
7.4. The construction programme for the Project for the next reporting month is presented in **Appendix B**.

8. Conclusion and Recommendations

- 8.1. This 72nd monthly EM&A Report presents the EM&A works undertaken during the period from 1 August 2025 to 31 August 2025 in accordance with the EM&A Manual and the requirement under EP-457/2013/C and EP-457/2013/D.
- 8.2. Air quality impact monitoring (including 1-hour TSP and 24-hour TSP) was carried out in the reporting period. No exceedance of the Action and Limit Level was recorded for air quality impact monitoring during the reporting month. However, due to adverse weather conditions on 5 August 2025, Air quality monitoring was rescheduled to the 6 August 2025 when weather conditions were stable.
- 8.3. Weekly environmental site inspections by the representative of ET, Contractor and Engineer were conducted during the reporting period. One joint site inspection with IEC was carried out on 20 August 2025. Minor deficiency was observed during site inspection and was rectified within the specified deadlines. The environmental performance of the Project was therefore considered satisfactory.
- 8.4. No complaint(s) were received in the reporting month.
- 8.5. No non-compliance situation was received in the reporting month.
- 8.6. No notification of summons or prosecution was received since commencement of the Contract.
- 8.7. The ET will keep track on the construction works to confirm compliance of environmental requirements and the proper implementation of all necessary mitigation measures.

Appendix A

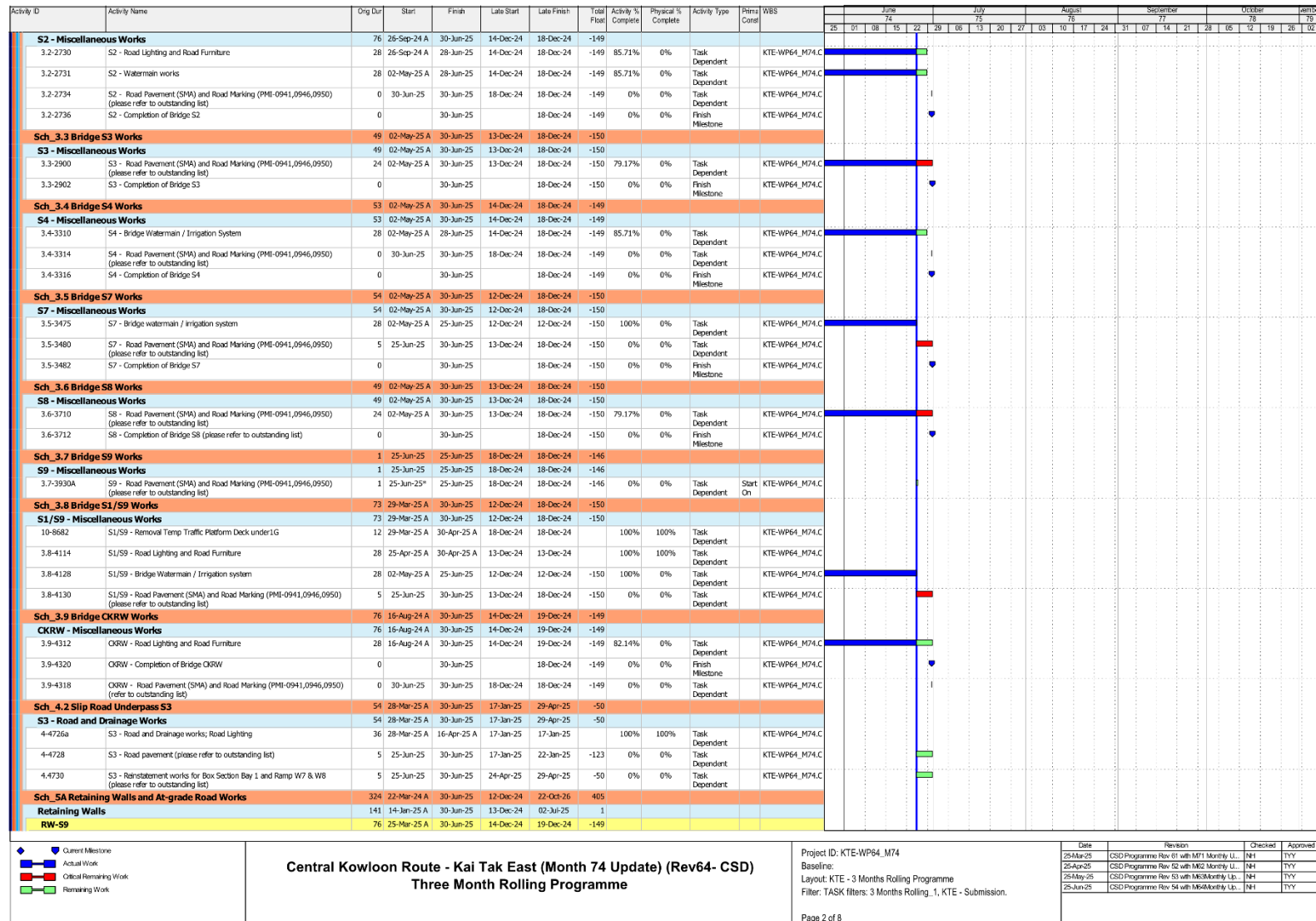
Alignment and Works Area for the Contract No. HY/2018/02



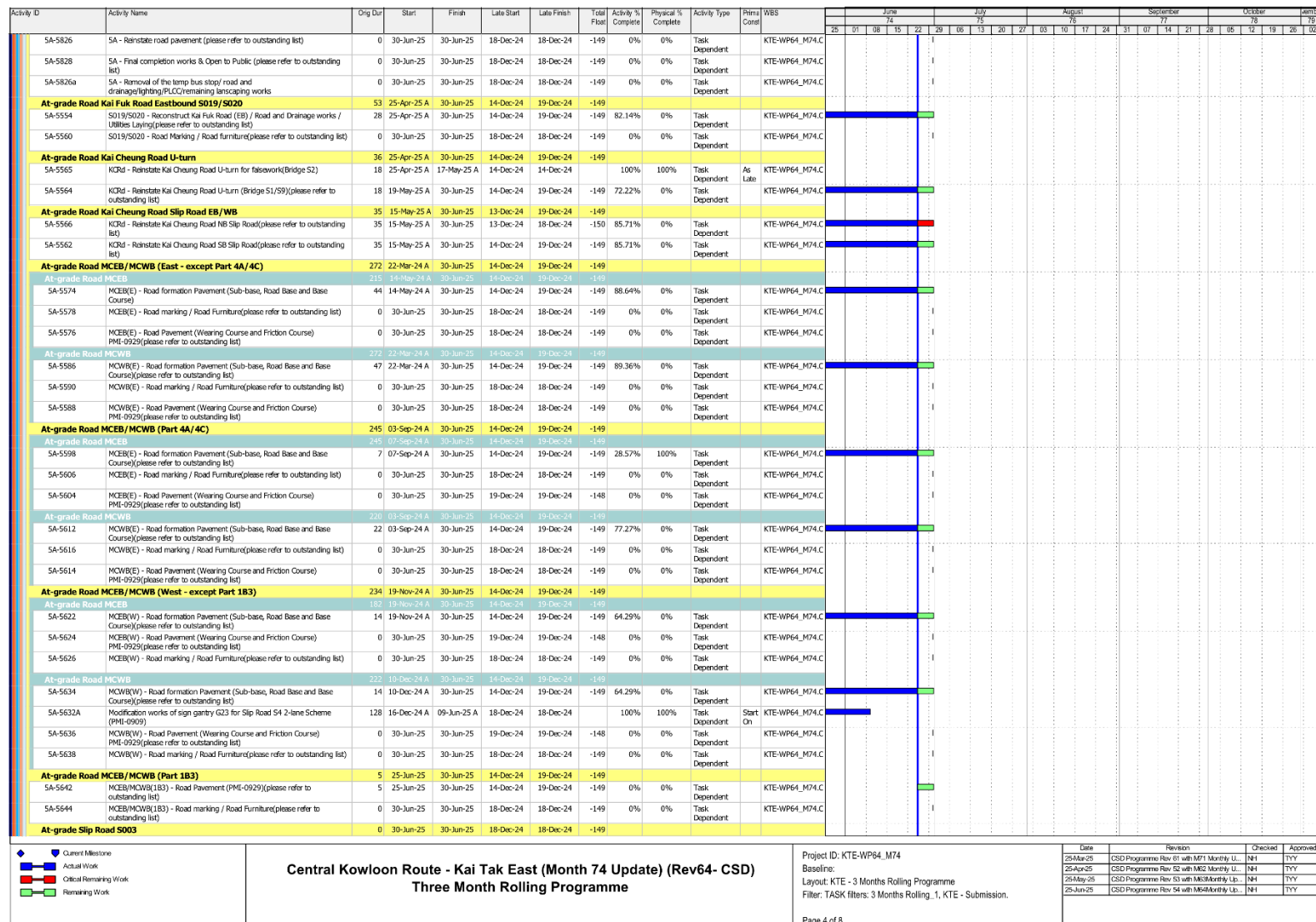
Appendix B

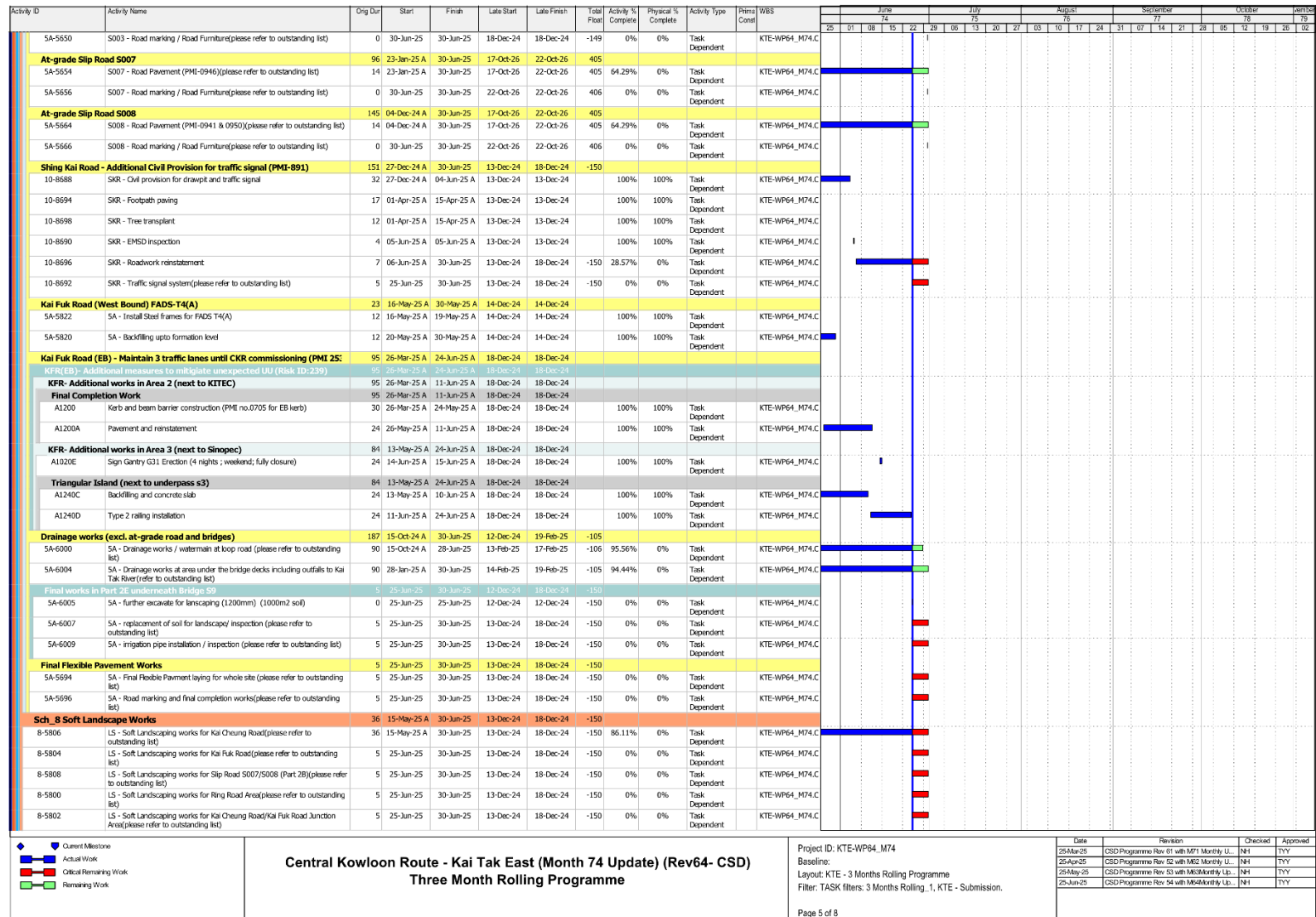
Construction Programme

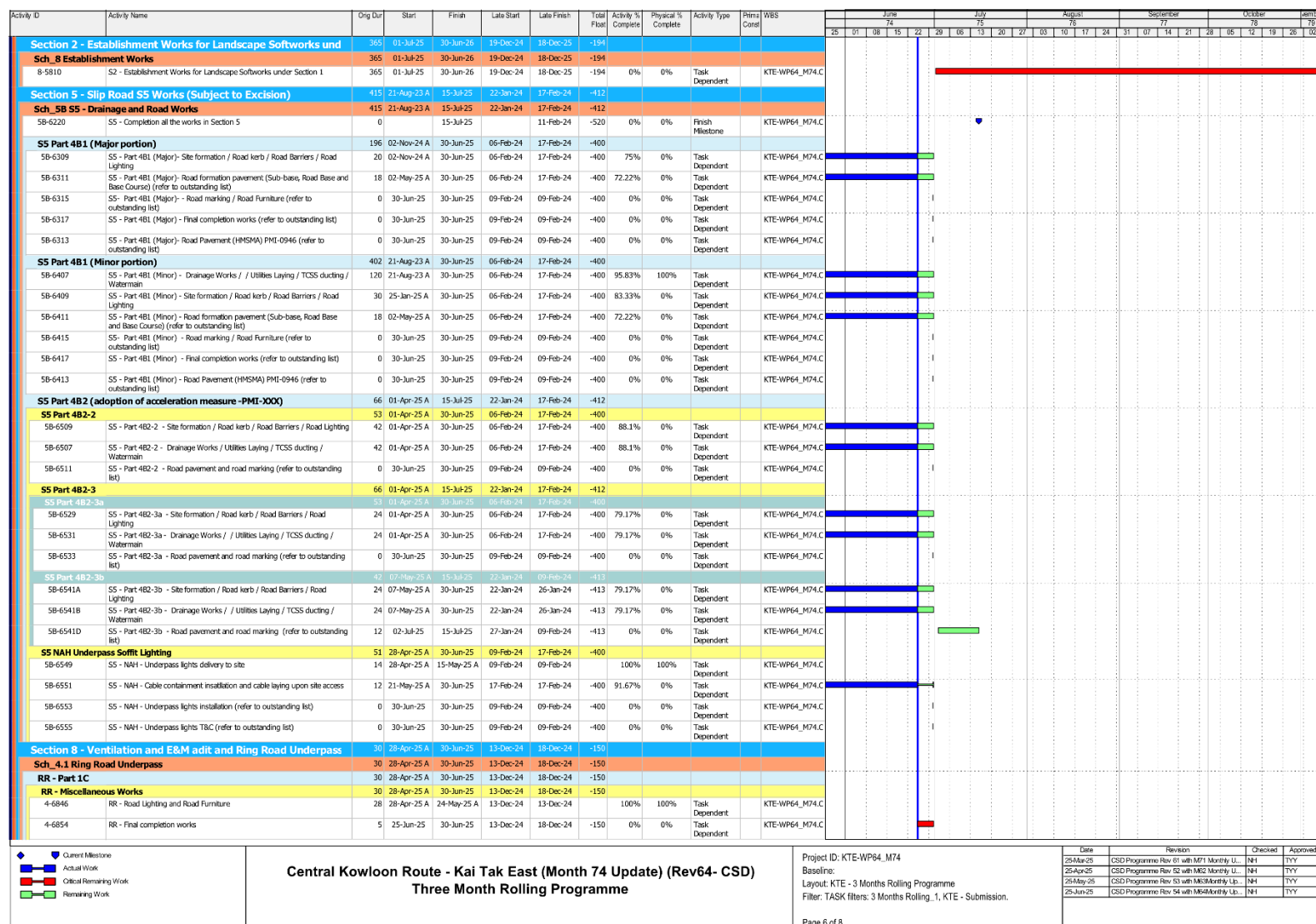
Data Date: 25-Jun-25 Print Date: 15-Jul-25 13:41		Contract No. HY/2018/02 Centre Kowloon Route - Kai Tak East																																																																																																																				
Activity ID		Activity Name		Orig Dur	Start	Finish	Late Start	Late Finish	Total Float	Activity % Complete	Physical % Complete	Activity Type	Prim Cost	WBS	<table> <tr> <th colspan="7">June</th><th colspan="7">July</th><th colspan="7">August</th><th colspan="7">September</th><th colspan="7">October</th><th>Jan</th></tr> <tr> <th>25</th><th>01</th><th>08</th><th>15</th><th>22</th><th>29</th><th>06</th><th>13</th><th>20</th><th>27</th><th>03</th><th>10</th><th>17</th><th>24</th><th>31</th><th>07</th><th>14</th><th>21</th><th>28</th><th>05</th><th>12</th><th>19</th><th>26</th><th>01</th><th>08</th><th>15</th><th>22</th><th>29</th><th>06</th><th>13</th><th>20</th><th>27</th><th>03</th><th>10</th><th>17</th><th>24</th></tr> </table>																																June							July							August							September							October							Jan	25	01	08	15	22	29	06	13	20	27	03	10	17	24	31	07	14	21	28	05	12	19	26	01	08	15	22	29	06	13	20	27	03	10	17	24
June							July							August							September							October							Jan																																																																																			
25	01	08	15	22	29	06	13	20	27	03	10	17	24	31	07	14	21	28	05	12	19	26	01	08	15	22	29	06	13	20	27	03	10	17	24																																																																																			
Central Kowloon Route - Kai Tak East (Month 74 Update) (Rev64- CSD)				1966	30-Oct-19 A	30-Jun-26	22-Jan-24	22-Oct-26	98																																																																																																													
PRELIMINARIES AND GENERAL REQUIREMENTS				97	25-Jun-25	20-Oct-25	11-Feb-24	06-Jul-26	219																																																																																																													
Salient Key Dates and Milestones				98	30-Jun-25	06-Oct-25	11-Feb-24	18-Dec-25	73																																																																																																													
Commencement and Completion Dates				0	06-Oct-25	06-Oct-25	18-Dec-25	18-Dec-25	73																																																																																																													
CDMP		Completion Date		0		06-Oct-25		18-Dec-25	73	0%	0%	Finish Milestone		KTE-WP64_M74.P																																																																																																								
Key Dates				98	30-Jun-25	06-Oct-25	11-Feb-24	06-Oct-25	0																																																																																																													
CSD Target Planned Completion Date				0	30-Jun-25	30-Jun-25	18-Dec-24	18-Dec-24	-194																																																																																																													
KD-01T		KD01*** - CSD Target Planned Completion Date		0		30-Jun-25*		18-Dec-24	-194	0%	0%	Finish Milestone	Finish On	KTE-WP64_M74.P																																																																																																								
Sections of the Works				0	06-Oct-25	06-Oct-25	06-Oct-25	06-Oct-25	0																																																																																																													
KD-09		KD09 - Section 9: Comprises all																																																																																																																				

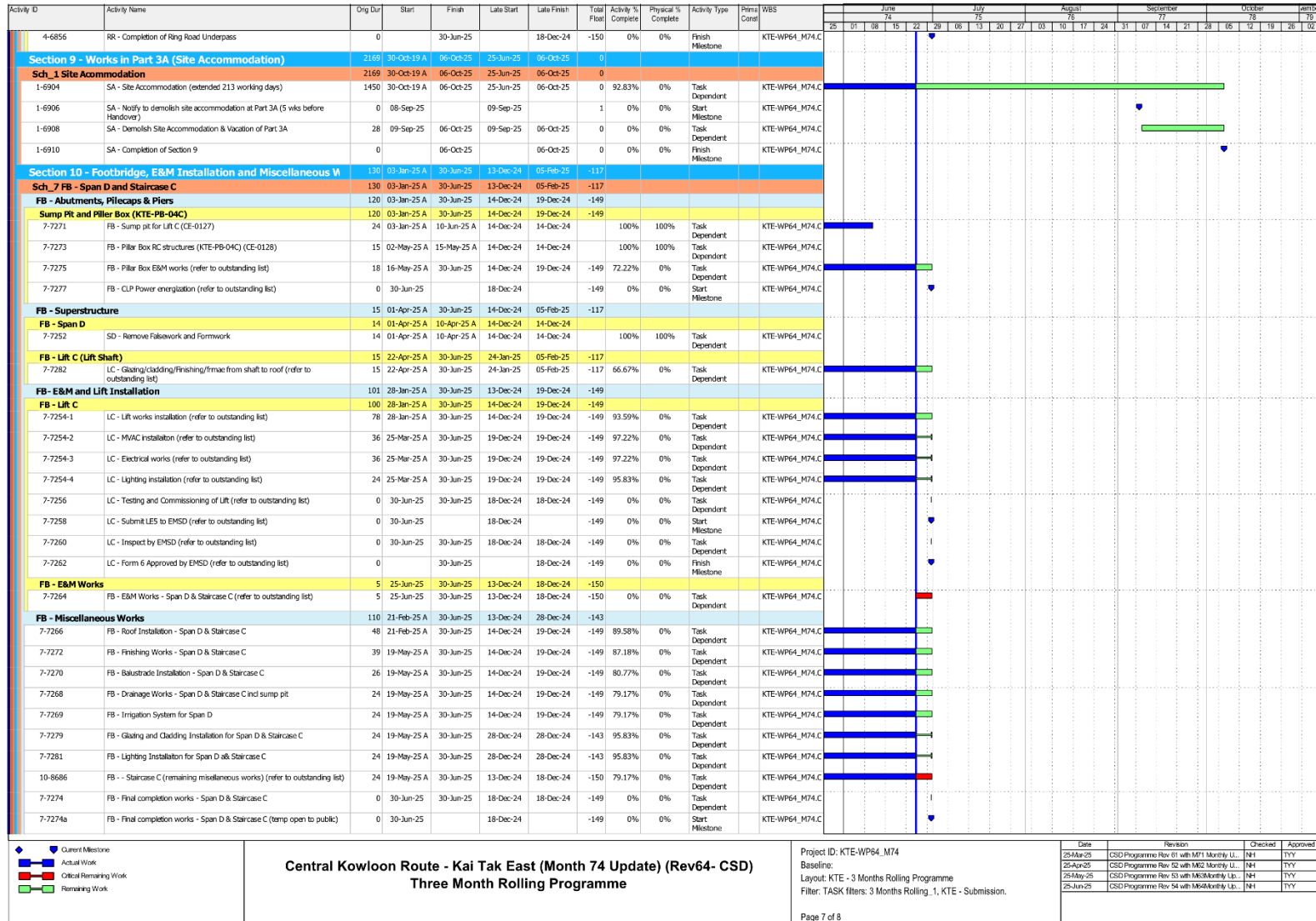


[illegible]









Activity ID	Activity Name	Orig Dur	Start	Finish	Late Start	Late Finish	Total Float	Activity % Complete	Physical % Complete	Activity Type	Prims Const	WBS																																																																																																																																																																																																																																																																																																																																																																																																																																																																																																																																																																																																																																																																																																																																																																																																																																																																																																																																																																																																																																																																																																																																																																																																																																																																																																
													June 74				July 75				August 76				September 77				October 78				November 79																																																																																																																																																																																																																																																																																																																																																																																																																																																																																																																																																																																																																																																																																																																																																																																																																																																																																																																																																																																																																																																																																																																																																																																																																																																																											
													25	01	08	15	22	29	06	13	20	27	03	10	17	24	31	07	14	21	28	05	12	19	26	01	08	15	22																																																																																																																																																																																																																																																																																																																																																																																																																																																																																																																																																																																																																																																																																																																																																																																																																																																																																																																																																																																																																																																																																																																																																																																																																																																																					
7-7276	FB - Full Completion of Kai Fuk Road Footbridge	0		30-Jun-25		18-Dec-24	-150	0%	0%	Finish Milestone		KTE-WP64_M74.C																																																																																																																																																																																																																																																																																																																																																																																																																																																																																																																																																																																																																																																																																																																																																																																																																																																																																																																																																																																																																																																																																																																																																																																																																																																																																																

Appendix C

Project Organization Chart



Appendix D

Dust Event-Action Plan (EAP) (Air Quality Monitoring)

EVENT	ACTION			
	ET	IEC	ER	CONTRACTOR
ACTION LEVEL				
Exceedance for one sample	1. Identify source, investigate the causes of exceedance and propose remedial measures; 2. Inform IEC and ER; 3.Repeat measurement to confirm finding; 4. Increase monitoring frequency to daily.	1.Check monitoring data submitted by ET; 2.Check Contractor's working method.	1. Notify Contractor.	1.Rectify any unacceptable practice; 2.Amend working methods if appropriate.
Exceedance for two or more consecutive samples	1. Identify source; 2. Inform IEC and ER; 3.Advise the ER on the effectiveness of the proposed remedial measures; 4.Repeat measurements to confirm findings; 5. Increase monitoring frequency to daily; 6.Discuss with IEC and Contractor on remedial actions required; 7.If exceedance continues, arrange meeting with IEC and ER; 8.If exceedance stops, cease additional monitoring.	1.Check monitoring data submitted by ET; 2.Check Contractor's working method; 3. Discuss with ET and Contractor on possible remedial measures; 4.Advise the ET on the effectiveness of the proposed remedial measures; 5.Supervise Implementation of remedial measures.	1.Confirm receipt of notification of failure in writing; 2. Notify Contractor; 3.Ensure remedial measures properly implemented.	1.Submit proposals for remedial to ER within 3 working days of notification; 2.Implement the agreed proposals; 3.Amend proposal if appropriate.
LIMIT LEVEL				
Exceedance for one sample	1. Identify source, investigate the causes of exceedance and propose remedial measures; 2. Inform ER, Contractor and EPD;	1.Check monitoring data submitted by ET; 2.Check Contractor's working method; 3. Discuss with ET and	1.Confirm receipt of notification of failure in writing; 2. Notify Contractor; 3.Ensure remedial measures	1.Take immediate action to avoid further exceedance; 2.Submit proposals for remedial actions to IEC within 3 working days

EVENT	ACTION			
	ET	IEC	ER	CONTRACTOR
	3.Repeat measurement to confirm finding; 4. Increase monitoring frequency to daily; 5.Assess effectiveness of Contractor's remedial actions and keep IEC, EPD and ER informed of the results.	Contractor on possible remedial measures; 4.Advise the ER on the effectiveness of the proposed remedial measures; 5.Supervise implementation of remedial measures.	properly implemented.	of notification; Implement the agreed proposals; 4.Amend proposal if appropriate.
Exceedance for two or more consecutive samples	1.Notify IEC, ER, Contractor and EPD; 2. Identify source; 3.Repeat measurement to confirm findings; 4. Increase monitoring frequency to daily; 5.Carry out analysis of Contractor's working procedures to determine possible mitigation to be implemented; 6. Arrange meeting with IEC and ER to discuss the remedial actions to be taken; 7.Assess effectiveness of Contractor's remedial actions and keep IEC, EPD and ER informed of the results; 8. If exceedance stops, cease additional monitoring.	1.Discuss amongst ER, ET, and Contractor on the potential remedial actions; 2.Review Contractor's remedial actions whenever necessary to assure their effectiveness and advise the ER accordingly; 3.Supervise the implementation of remedial measures.	1.Confirm receipt of notification of failure in writing; 2. Notify Contractor; 3. In consultation with the IEC, agree with the Contractor on the remedial measures to be implemented; 4.Ensure remedial measures properly implemented; 5.If exceedance continues, consider what portion of the work is responsible and instruct the Contractor to stop that portion of work until the exceedance is abated.	1.Take immediate action to avoid further exceedance; 2.Submit proposals for remedial actions to IEC within 3 working days of notification; 3.Implement the agreed proposals; 4.Resubmit proposals if problem still not under control; 5.Stop the relevant portion of works as determined by the ER until the exceedance is abated.

Note:

ET – Environmental Team

ER – Engineer's Representative

IEC – Independent Environmental Checker

Appendix E

Noise Event-Action Plan (EAP) (Noise Monitoring)

EVENT	ACTION			
	ET	IEC	ER	CONTRACTOR
Action Level	1. Identify source, investigate the causes of exceedance and propose remedial measures; 2. Notify IEC and Contractor; 3. Report the results of investigation to the IEC, ER and Contractor; 4. Discuss with the Contractor and formulate remedial measures; 5. Increase monitoring frequency to check mitigation effectiveness.	1. Review the analysed results submitted by the ET; 2. Review the proposed remedial measures by the Contractor and advise the ER accordingly; 3. Supervise the implementation of remedial measures.	1. Confirm receipt of notification of failure in writing; 2. Notify Contractor; 3. Require Contractor to propose remedial measures for the analysed noise problem; 4. Ensure remedial measures are properly implemented	1. Submit noise mitigation proposals to IEC; 2. Implement noise mitigation proposals.

Note:

ET – Environmental Team

IEC – Independent Environmental Checker

ER – Engineer's Representative

Appendix F

Environmental Mitigation Implementation Schedule (EMIS)

Environmental Mitigation Implementation Schedule – Contract No.: HY/2018/02 (Kai Tak East)

EIA Ref.	EM&A Log Ref.	Recommended Mitigation Measures	Objectives of the Recommended Measures & Main Concerns to address	Implementation Agent	Location / Timing	Implementation Stage	Requirements and/ or standards to be achieved	Implementation Status
Construction Dust Impact								
S4.3.10	D1	The contractor shall follow the procedures and requirements given in the Air Pollution Control (Construction Dust) Regulation and Air Pollution Control (Non-road Mobile Machinery) (Emission) Regulation.	Minimize dust impact and adverse health effects at the nearby sensitive receivers	Contractor	All construction sites	Construction stage	<ul style="list-style-type: none"> APCO To control the dust impact to meet HKAQO and TM-EIA criteria 	Implemented
S4.3.10	D2	<ul style="list-style-type: none"> Mitigation measures in form of regular watering under a good site practice should be adopted. Watering once per hour on exposed worksites and haul road should be conducted to achieve dust removal efficiencies of 91.7%. While the above watering frequencies are to be followed, the extent of watering may vary depending on actual site conditions but should be sufficient to maintain an equivalent intensity of no less than 1.3 L/m² to achieve the dust removal efficiency. 	Minimize dust impact at the nearby sensitive receivers	Contractor	All construction sites	Construction stage	<ul style="list-style-type: none"> APCO To control the dust impact to meet HKAQO and TM-EIA criteria 	Implemented
xS4.3.10	D3	<ul style="list-style-type: none"> Proper watering at exposed spoil should be undertaken throughout the construction phase; Any excavated or stockpile of dusty material should be covered entirely by impervious sheeting or sprayed with water to maintain the entire surface wet and then removed or backfilled or reinstated where practicable within 24 hours of the excavation or unloading; Any dusty materials remaining after a stockpile is removed should be wetted with water and cleared from the surface of roads; A stockpile of dusty material should not be extended beyond the pedestrian barriers, fencing or traffic cones; 	Minimize dust impact at the nearby sensitive receivers	Contractor	All construction sites	Construction stage	<ul style="list-style-type: none"> APCO To control the dust impact to meet HKAQO and TM-EIA criteria 	Implemented after Observation

EIA Ref.	EM&A Log Ref.	Recommended Mitigation Measures	Objectives of the Recommended Measures & Main Concerns to address	Implementation Agent	Location / Timing	Implementation Stage	Requirements and/ or standards to be achieved	Implementation Status
		<ul style="list-style-type: none"> The load of dusty materials on a vehicle leaving a construction site should be covered entirely by impervious sheeting to ensure that the dusty materials do not leak from the vehicle. Where practicable, vehicle washing facilities with high pressure water jet should be provided at every discernible or designated vehicle exit point. The area where vehicle washing takes place and the road section between the washing facilities and the exit point should be paved with concrete, bituminous materials or hardcores; When there are open excavation and reinstatement works, hoarding of not less than 2.4m high should be provided and properly maintained as far as practicable along the site boundary with provision for public crossing. Good site practice shall also be adopted by the Contractor to ensure the conditions of the hoardings are properly maintained throughout the construction period; The portion of any road leading only to construction site that is within 30m of a vehicle entrance or exit should be kept clear of dusty materials; Surfaces where any pneumatic or power-driven drilling, cutting, polishing or other mechanical breaking operation takes place should be sprayed with water or a dust suppression chemical continuously; Any area that involves demolition activities should be sprayed with water or a dust suppression chemical immediately prior to, during and immediately after the activities so as to maintain the entire surface wet; Any skip hoist for material transport should be totally enclosed by impervious sheeting; 						

EIA Ref.	EM&A Log Ref.	Recommended Mitigation Measures	Objectives of the Recommended Measures & Main Concerns to address	Implementation Agent	Location / Timing	Implementation Stage	Requirements and/ or standards to be achieved	Implementation Status
		<ul style="list-style-type: none"> Every stock of more than 20 bags of cement or dry-pulverised fuel ash (PFA) should be covered entirely by impervious sheeting or placed in an area sheltered on the top and the 3 sides; Loading, unloading, transfer, handling or storage of bulk cement or dry PFA should be carried out in a totally enclosed system or facility, and any vent or exhaust should be fitted with an effective fabric filter or equivalent air pollution control system Exposed earth should be properly treated by compaction, turfing, hydroseeding, vegetation planting or sealing with latex, vinyl, bitumen, shotcrete or other suitable surface stabilizer within six months after the last construction activity on the construction site or part of the construction site where the exposed earth lies. 						
S4.3.10	D6	Implement regular dust monitoring under EM&A programme during the construction stage.	Monitoring of dust impact	Contractor	Selected rep. dust monitoring station	Construction stage	• TM-EIA	Implemented
Construction Noise (Airborne)								
S5.4.1	N1	Implement the following good site practices: <ul style="list-style-type: none"> Only well-maintained plant should be operated on-site, and plant should be serviced regularly during the construction programme; Machines and plant (such as trucks, cranes) that may be in intermittent use should be shut down between work periods or should be throttled down to a minimum; Plant known to emit noise strongly in one direction, where possible, be orientated so that the noise is directed away from nearby NSRs; 	Control construction airborne noise	Contractor	All construction sites	Construction stage	• Annex 5, TM-EIAO	Implemented after observation

EIA Ref.	EM&A Log Ref.	Recommended Mitigation Measures	Objectives of the Recommended Measures & Main Concerns to address	Implementation Agent	Location / Timing	Implementation Stage	Requirements and/ or standards to be achieved	Implementation Status
		<ul style="list-style-type: none"> Silencers or mufflers on construction equipment should be properly fitted and maintained during the construction works; Mobile plant should be sited as far away from NSRs as possible and practicable; Material stockpiles, mobile container site office and other structures should be effectively utilized, where practicable, to screen noise from on-site construction activities. 						
S5.4.1	N2	Install temporary hoarding located on the site boundaries between noisy construction activities and NSRs. The conditions of hoardings shall be properly maintained throughout the construction period.	Reduce the construction noise levels at low-level zone of NSRs through partial screening	Contractor	All construction sites	Construction stage	• Annex 5, TM-EIAO	Implemented
S5.4.1	N3	Install movable noise barriers (typical design is wooden framed barrier with a small-cantilevered on a skid footing with 25mm thick internal sound absorptive lining), acoustic mat or full enclosure, screen the noisy plants including air compressors, generators and handheld breakers, etc.	Screen the noisy plant items to be used at all construction sites	Contractor	All construction sites where practicable	Construction stage	• Annex 5, TM-EIAO	Implemented
S5.4.1	N4	Use 'Quiet plant'	Reduce the noise levels of plant items	Contractor	All construction sites where practicable	Construction stage	• Annex 5, TM-EIAO	Implemented
S5.4.1	N5	Loading/ unloading activities should be carried out inside the full enclosure of mucking out points.	Reduce the noise levels of loading/ unloading activities	Contractor	Mucking out locations	Construction stage	• Annex 5, TM-EIAO	Implemented
S5.4.1	N6	Sequencing operation of construction plants where practicable.	Operate sequentially within the same work site to	Contractor	All construction sites where practicable	Construction stage	• Annex 5, TM-EIAO	Implemented

EIA Ref.	EM&A Log Ref.	Recommended Mitigation Measures	Objectives of the Recommended Measures & Main Concerns to address	Implementation Agent	Location / Timing	Implementation Stage	Requirements and/ or standards to be achieved	Implementation Status
			reduce the construction airborne noise					
S5.4.1	N7	Implement a noise monitoring programme under EM&A programme.	Monitor the construction noise levels at the selected representative locations	Contractor	Selected rep. noise monitoring station	Construction stage	• TM-EIAO	Implemented
Water Quality (Construction Phase)								
S6.9.1.1	W1	<p>In accordance with the Practice Note for Professional Persons on Construction Site Drainage, Environmental Protection Department, 1994 (ProPECC PN1/94), construction phase mitigation measures shall include the following:</p> <p><u>Construction Runoff</u></p> <ul style="list-style-type: none"> At the start of site establishment, perimeter cut-off drains to direct off-site water around the site should be constructed with internal drainage works and erosion and sedimentation control facilities implemented. Channels (both temporary and permanent drainage pipes and culverts), earth bunds or sandbag barriers should be provided on site to direct stormwater to silt removal facilities. The design of the temporary on-site drainage system will be undertaken by the contractor prior to the commencement of construction; The dikes or embankments for flood protection should be implemented around the boundaries of earthwork areas. Temporary ditches should be provided to facilitate the runoff discharge into an appropriate watercourse, through a silt/ sediment trap. The sediment/ silt traps should be 	To minimize water quality impact from the construction site runoff and general construction activities	Contractor	All construction sites where practicable	Construction stage	<ul style="list-style-type: none"> Water Pollution Control Ordinance ProPECC PN 1/94 TM-EIAO TM-DSS 	Implemented after observation

EIA Ref.	EM&A Log Ref.	Recommended Mitigation Measures	Objectives of the Recommended Measures & Main Concerns to address	Implementation Agent	Location / Timing	Implementation Stage	Requirements and/ or standards to be achieved	Implementation Status
		<p>incorporated in the permanent drainage channels to enhance deposition rates;</p> <ul style="list-style-type: none"> The design of efficient silt removal facilities should be based on the guidelines in Appendix A1 of ProPECC PN 1/94, which states that the retention time for silt/ sand traps should be 5 minutes under maximum flow conditions. Sizes may vary depending upon the flow rate, but for a flow rate of 0.1 m³/s a sedimentation basin of 30 m³ would be required and for a flow rate of 0.5 m³/s the basin would be 150 m³. The detailed design of the sand/ silt traps shall be undertaken by the contractor prior to the commencement of construction; All exposed earth areas should be completed and vegetated as soon as possible after earthworks have been completed, or alternatively, within 14 days of the cessation of earthworks where practicable. Exposed slope surfaces should be covered by tarpaulin or other means; The overall slope of the site should be kept to a minimum to reduce the erosive potential of surface water flows, and all traffic areas and access roads protected by coarse stone ballast. An additional advantage accruing from the use of crushed stone is the positive traction gained during prolonged periods of inclement weather and the reduction of surface sheet flows; All drainage facilities and erosion and sediment control structures should be regularly inspected and maintained to ensure proper and efficient operation at all times and particularly following rainstorms. Deposited silt and grit should be removed regularly and disposed of by spreading evenly over stable, vegetated areas; 						

EIA Ref.	EM&A Log Ref.	Recommended Mitigation Measures	Objectives of the Recommended Measures & Main Concerns to address	Implementation Agent	Location / Timing	Implementation Stage	Requirements and/ or standards to be achieved	Implementation Status
		<ul style="list-style-type: none"> Measures should be taken to minimize the ingress of site drainage into excavations. If the excavation of trenches in wet periods is necessary, they should be dug and backfilled in short sections wherever practicable. Water pumped out from trenches or foundation excavations should be discharged into storm drains via silt removal facilities; Open stockpiles of construction materials (for example, aggregates, sand and fill material) of more than 50m³ should be covered with tarpaulin or similar fabric during rainstorms. Measures should be taken to prevent the washing away of construction materials, soil, silt or debris into any drainage system; Manholes should always be adequately covered and temporarily sealed so as to prevent silt, construction materials or debris being washed into the drainage system and storm runoff being directed into foul sewers; Precautions be taken at any time of year when rainstorms are likely, actions to be taken when a rainstorm is imminent or forecasted, and actions to be taken during or after rainstorms are summarized in Appendix A2 of ProPECC PN 1/94. Particular attention should be paid to the control of silty surface runoff during storm events, especially for areas located near steep slopes; All vehicles and plant should be cleaned before leaving a construction site to ensure no earth, mud, debris and the like is deposited by them on roads. An adequately designed and site wheel washing facilities should be provided at every construction site exit where practicable. Wash-water should have sand and silt settled out and removed at least on a weekly basis to ensure the continued efficiency of 						

EIA Ref.	EM&A Log Ref.	Recommended Mitigation Measures	Objectives of the Recommended Measures & Main Concerns to address	Implementation Agent	Location / Timing	Implementation Stage	Requirements and/ or standards to be achieved	Implementation Status
		<p>the process. The section of access road leading to, and exiting from, the wheel wash bay to the public road should be paved with sufficient backfall toward the wheel wash bay to prevent vehicle tracking of soil and silty water to public roads and drains;</p> <ul style="list-style-type: none"> Oil interceptors should be provided in the drainage system downstream of any oil/ fuel pollution sources. The oil interceptors should be emptied and cleaned regularly to prevent the release of oil and grease into the storm water drainage system after accidental spillage. A bypass should be provided for the oil interceptors to prevent flushing during heavy rain; Construction solid waste, debris and rubbish on site should be collected, handled and disposed of properly to avoid water quality impacts; All fuel tanks and storage areas should be provided with locks and sited on sealed areas, within bunds of a capacity equal to 110% of the storage capacity of the largest tank to prevent spilled fuel oils from reaching water sensitive receivers nearby; Adopt best management practices; All earth works should be conducted sequentially to limit the amount of construction runoff generated from exposed areas during the wet season (April to September) as far as practicable. 						
S6.9.1.2	W2	<p><u>Tunneling Works and Underground Works</u></p> <ul style="list-style-type: none"> Cut-&-cover tunneling work should be conducted sequentially to limit the amount of construction runoff generated from exposed areas during the wet season (April to September) as far as practicable. Uncontaminated discharge should pass through sedimentation tanks prior to off-site discharge; 	To minimize construction water quality impact from tunneling works	Contractor	All tunneling portion	Construction stage	<ul style="list-style-type: none"> Water Pollution Control Ordinance ProPECC PN 1/94 TM-DSS TM-EIAO 	N/A

EIA Ref.	EM&A Log Ref.	Recommended Mitigation Measures	Objectives of the Recommended Measures & Main Concerns to address	Implementation Agent	Location / Timing	Implementation Stage	Requirements and/ or standards to be achieved	Implementation Status
		<ul style="list-style-type: none"> The wastewater with a high concentration of SS should be treated (e.g. by sedimentation tanks with sufficient retention time) before discharge. Oil interceptors would also be required to remove the oil, lubricants and grease from the wastewater; Direct discharge of the bentonite slurry (as a result of D-wall) is not allowed. It should be reconditioned and reused wherever practicable. Temporary storage locations (typically a properly closed warehouse) should be provided on site for any unused bentonite that needs to be transported away after all the related construction activities area completed. The requirements in ProPECC PN 1/94 should be adhered to in the handling and disposal of bentonite slurries. 						
S6.9.1.3	W3	<u>Sewage Effluent</u> <ul style="list-style-type: none"> Portable chemical toilets and sewage holding tanks are recommended for handling the construction sewage generated by the workforce. A licensed contractor should be employed to provide appropriate and adequate portable toilets and be responsible for appropriate disposal and maintenance. 	To minimize water quality from sewage effluent	Contractor	All construction sites where practicable	Construction stage	<ul style="list-style-type: none"> Water Pollution Control Ordinance TM-DSS 	Implemented
S6.9.1.5	W4	<u>Groundwater from Potential Contaminated Area:</u> <ul style="list-style-type: none"> No direct discharge of groundwater from contaminated areas should be adopted. A discharge license under the WPCO through the Regional Office of EPD for groundwater discharge should be applied. Prior to the excavation works within these potentially contaminated areas, the groundwater quality should be reviewed during the process of discharge license application. The 	To minimize groundwater quality impact from contaminated area	Contractor	Excavation areas where contamination is found	Construction stage	<ul style="list-style-type: none"> Water Pollution Control Ordinance TM-DSS TM-EIAO 	Implemented

EIA Ref.	EM&A Log Ref.	Recommended Mitigation Measures	Objectives of the Recommended Measures & Main Concerns to address	Implementation Agent	Location / Timing	Implementation Stage	Requirements and/ or standards to be achieved	Implementation Status
		<p>compliance to the Technical Memorandum on Standards for Effluents Discharged into Drainage on Sewerage Systems, Inland and Coastal Waters (TM-DSS) and the existence of prohibited substance should be confirmed. If the review results indicated that the groundwater to be generated from the excavation works would be contaminated, the contaminated groundwater should be either properly treated in compliance with the requirements of the TM-DSS or properly recharged into the ground.</p> <ul style="list-style-type: none"> • If wastewater treatment is deployed, the wastewater treatment unit shall deploy suitable treatment process (e.g. oil interceptor / activated carbon) to reduce the pollution level to an acceptable standard and remove any prohibited substances (e.g. TPH) to undetectable range. All treated effluent from wastewater treatment plant shall meet the requirements as stated in TM-DSS and should be discharged into the foul sewers. • If groundwater recharging wells are deployed, recharging wells should be installed as appropriate for recharging the contaminated groundwater back into the ground. The recharging wells should be selected at places where the groundwater quality will not be affected by the recharge operation as indicated in the Section 2.3 of TM-DSS. The baseline groundwater quality shall be determined prior to the selection of the recharge wells, and submit a working plan (including the laboratory analytical results showing the quality of groundwater at the proposed recharge location(s) as well as the pollutant levels of groundwater to be recharged) to EPD for agreement. Pollution levels of groundwater to be recharged shall not be higher than pollutant levels of ambient groundwater at the recharge well. Prior to recharge, 						

EIA Ref.	EM&A Log Ref.	Recommended Mitigation Measures	Objectives of the Recommended Measures & Main Concerns to address	Implementation Agent	Location / Timing	Implementation Stage	Requirements and/ or standards to be achieved	Implementation Status
		any prohibited substances such as TPH products should be removed as necessary by installing the petrol interceptor.						
S6.9.1.6	W6	<u>Accidental Spillage</u> In order to prevent accidental spillage of chemicals, the following is recommended: <ul style="list-style-type: none"> All the tanks, containers, storage area should be bunded and the locations should be locked as far as possible from the sensitive watercourse and stormwater drains; The Contractor should register as a chemical waste producer if chemical wastes would be generated. Storage of chemical waste arising from the construction activities should be stored with suitable labels and warnings. Disposal of chemical wastes should be conducted in compliance with the requirements as stated in the Waste Disposal (Chemical Waste) (General) Regulation.	To minimize water quality impact from accidental spillage	Contractor	All construction site where practicable	Construction stage	<ul style="list-style-type: none"> Water Pollution Control Ordinance ProPECC PN 1/94 TM-EIAO TM-DSS 	Implemented
Waste Management (Construction Waste)								
S7.4.1	WM1	<u>On-site sorting of C&D material</u> <ul style="list-style-type: none"> Geological assessment should be carried out by competent persons on site during excavation to identify materials which are not suitable to use as aggregate in structural concrete (e.g. volcanic rock, Aplite dyke rock, etc.). Volcanic rock and Aplite dyke rock should be separated at the source sites as far as practicable and stored at designated stockpile area preventing them from delivering to crushing facilities. The crushing plant operator should also be reminded to set up measures to prevent unsuitable rock from ending up at concrete batching plants and 	Separation of unsuitable rock from ending up at concrete batching plants and be turned into concrete for structural use	Contractor	All construction sites	Construction stage	<ul style="list-style-type: none"> DEVB (W) No. 6/2010 	N/A

EIA Ref.	EM&A Log Ref.	Recommended Mitigation Measures	Objectives of the Recommended Measures & Main Concerns to address	Implementation Agent	Location / Timing	Implementation Stage	Requirements and/ or standards to be achieved	Implementation Status
		be turned into concrete for structural use. Details regarding control measures at source site and crushing facilities should be submitted by the Contractor for the Engineer to review and agree. In addition, site records should also be kept for the types of rock materials excavated and the traceability of delivery will be ensured with the implementation of Trip Ticket System and enforced by site supervisory staff as stipulated under DEVB TC(W) No. 6/2010 for tracking of the correct delivery to the rock crushing facilities for processing into aggregates. Alternative disposal option for the reuse of volcanic rock and Aplite Dyke rock, etc. should be explored.						
S7.5.1	WM2	<u>Construction and Demolition Material</u> <ul style="list-style-type: none"> • Maintain temporary stockpiles and reuse excavated fill material for backfilling and reinstatement; • Carry out on-site sorting; • Make provisions in the Contract documents to allow and promote the use of recycled aggregates where appropriate; • Adopt ‘selective demolition’ technique to demolish the existing structures and facilities with a view to recovering broken concrete effectively for recycling purpose, where possible; • Implement a trip-ticket system for each works contract to ensure that the disposal of C&D materials are properly documented and verified; and • Implement an enhanced Waste Management Plan similar to ETWBTC (Works) No. 19/2005 – “Environmental Management on Construction Sites” to encourage on-site sorting of C&D materials and to minimize their generation during the course of construction. 	Good site practice to minimize the waste generation and recycle the C&D materials as far as practicable so as to reduce the amount for final disposal	Contractor	All construction sites	Construction stage	<ul style="list-style-type: none"> • Land (Miscellaneous Provisions) Ordinance • Waste Disposal Ordinance • ETWB TCW No. 19/2005 	Implemented after observation

EIA Ref.	EM&A Log Ref.	Recommended Mitigation Measures	Objectives of the Recommended Measures & Main Concerns to address	Implementation Agent	Location / Timing	Implementation Stage	Requirements and/ or standards to be achieved	Implementation Status
S7.5.1	WM3	<u>C&D Waste</u> <ul style="list-style-type: none"> Standard formwork or pre-fabrication should be used as far as practicable in order to minimize the arising of C&D materials. The use of more durable formwork or plastic facing for the construction works should be considered. Use of wooden hoardings should not be used, as in other projects. Metal hoarding should be used to enhance the possibility of recycling. The purchasing of construction materials will be carefully planned in order to avoid over ordering and wastage; The Contractor should recycle as much of the C&D materials as possible on-site. Public fill and C&D waste should be segregated and stored in different containers or skips to enhance reuse or recycling of materials and their proper disposal. Where practicable, concrete and masonry can be crushed and used as fill. Steel reinforcement bar can be used by scrap steel mills. Different areas of the sites should be considered for such segregation and storage. 	Good site practice to minimize the waste generation and recycle the C&D materials as far as practicable so as to reduce the amount for final disposal	Contractor	All construction sites	Construction stage	<ul style="list-style-type: none"> Land (Miscellaneous Provisions) Ordinance Waste Disposal Ordinance ETWB TCW No. 19/2005 	Implemented
S7.5.1	WM4	<u>Excavated Contaminated Soils</u> <ul style="list-style-type: none"> Details of the mitigation measures on handling of the contaminated soil shall be referred to Section on Land Contamination below. 	The contaminated soil will be excavated for on-site reuse	Contractor	PBH4	Prior to commencement of construction works within the contaminated area	<ul style="list-style-type: none"> Practice Guide (PG) for Investigation and Remediation of Contaminated Land GN/GM for land contamination 	Implemented

EIA Ref.	EM&A Log Ref.	Recommended Mitigation Measures	Objectives of the Recommended Measures & Main Concerns to address	Implementation Agent	Location / Timing	Implementation Stage	Requirements and/ or standards to be achieved	Implementation Status
S7.5.1	WM5	<u>Land-based Sediment</u> <ul style="list-style-type: none"> All construction plant and equipment shall be designed and maintained to minimize the risk of silt, sediments, contaminants or other pollutants being released into the water column or deposited in the locations other than designated location; All vessels shall be sized such that adequate draft is maintained between vessels and the sea bed at all states of the tide to ensure that undue turbidity is not generated by turbulence from vessel movement or propeller wash; Before moving the vessels which are used for transporting dredged material, excess material shall be cleaned from the decks and exposed fittings of vessels and the excess materials shall never be dumped into the sea except at the approved locations; Adequate freeboard shall be maintained on barges to ensure that decks are not washed by wave action. The Contractors shall monitor all vessels transporting material to ensure that no dumping outside the approved location takes place. The Contractor shall keep and produce logs and other records to demonstrate compliance and that journeys are consistent with designated locations and copies of such records shall be submitted to the engineers; The Contractors shall comply with the conditions in the dumping license. All bottom dumping vessels (Hopper barges) shall be fitted with tight fittings seals to their bottom openings to prevent leakage of material; The material shall be placed into the disposal pit by bottom dumping; 	To control pollution due to marine sediment	Contractor	Along CKR alignment	Construction stage	<ul style="list-style-type: none"> ETWB TCW No. 34/2002 	Implemented

EIA Ref.	EM&A Log Ref.	Recommended Mitigation Measures	Objectives of the Recommended Measures & Main Concerns to address	Implementation Agent	Location / Timing	Implementation Stage	Requirements and/ or standards to be achieved	Implementation Status
		<ul style="list-style-type: none"> Contaminated marine mud shall be transported by spit barge of not less than 750m3 capacity and capable of rapid opening and discharge at the disposal site; Discharge shall be undertaken rapidly, and the hoppers shall be closed immediately. Material adhering to the sides of the hopper shall not be washed out of the hopper and the hopper shall remain closed until the barge returns to the disposal site. For Type 3 special disposal treatment, sealing of contaminant with geosynthetic containment before dropping designated mud pit would be a possible arrangement. A geosynthetic containment method is a method whereby the sediments are sealed in geosynthetic containers and, the containers would be dropped into the designated contaminated mud pit where they would be covered by further mud disposal and later by the mud pit capping at the disposal site, thereby fulfilling the requirements for fully confined mud disposal. 						
S7.5.1	WM6	<u>Chemical Waste</u> <ul style="list-style-type: none"> Chemical waste that is produced, as defined by Schedule 1 of the Waste Disposal (Chemical Waste) (General) Regulation, should be handled in accordance with the Code of Practice on the Packaging, Labelling and Storage of Chemical Wastes; Containers used for the storage of chemical wastes should be suitable for the substance they are holding, resistant to corrosion, maintained in a good condition, and securely closed, have a capacity of less than 450 L unless the specification has been approved by EPD, and display a label in English and 	Control the chemical waste and ensure proper storage, handling and disposal	Contractor	All construction sites	Construction stage	<ul style="list-style-type: none"> Waste Disposal (Chemical Waste) (General) Regulation Code of Practice on the Packaging, Labelling and Storage of Chemical Waste 	Implemented after Observation

EIA Ref.	EM&A Log Ref.	Recommended Mitigation Measures	Objectives of the Recommended Measures & Main Concerns to address	Implementation Agent	Location / Timing	Implementation Stage	Requirements and/ or standards to be achieved	Implementation Status
		<p>Chinese in accordance with instructions prescribed in Schedule 2 of the regulation;</p> <ul style="list-style-type: none"> The storage area for chemical wastes should be clearly labelled and used solely for the storage of chemical waste, enclosed on at least 3 sides, have an impermeable floor and bunding of sufficient capacity to accommodate 110% of the volume of the largest container or 20% of the total volume of waste stored in that area, whichever is the greatest, have adequate ventilation, covered to prevent rainfall entering, and arranged so that incompatible materials are adequately separated; Disposal of chemical waste should be via a licensed waste collector, be to a facility licensed to receive chemical waste, such as the Chemical Waste Treatment Centre which also offers a chemical waste collection service and can supply the necessary storage containers, or be to a reuser of the waste, under approval from EPD. 						
S7.5.1	WM7	<p><u>General Refuse</u></p> <ul style="list-style-type: none"> General refuse generated on-site should be stored in enclosed bins or compaction units separately from construction and chemical wastes; A reputable waste collector should be employed by the Contractor to remove general refuse from the site, separately from construction and chemical wastes, on a daily basis to minimize odour, pest and litter impacts. Burning of refuse on construction sites is prohibited by law. Aluminum cans are often recovered from the waste stream by individual collectors if they are segregated and made easily accessible. Separate labelled bins for their deposit should be provided if feasible; 	Minimize production of the general refuse and avoid odour, pest and litter impacts	Contractor	All construction sites	Construction stage	<ul style="list-style-type: none"> Waste Disposal Ordinance 	Implemented

EIA Ref.	EM&A Log Ref.	Recommended Mitigation Measures	Objectives of the Recommended Measures & Main Concerns to address	Implementation Agent	Location / Timing	Implementation Stage	Requirements and/ or standards to be achieved	Implementation Status
		<ul style="list-style-type: none">Office wastes can be reduced through the recycling of paper if volumes are large enough to warrant collection. Participation in a local collection scheme should be considered by the Contractor.						
Land Contamination								
S8.9 & Appendix 8.4	LC2	<u>Excavation of the Contaminated Soil</u> <ul style="list-style-type: none">Prior to commencement of the excavation works at the contamination zone, the zone should be clearly marked out on site and the surface levels recorded. Excavation of contaminated material should be undertaken using dedicated earth-moving plant.The excavated contaminated soils would be stockpiled at designated area on site and covered by sheet to prevent dispersion of contamination during stockpiling.The Contractor should pay attention to the selection of suitable groundwater lowering schemes and discharge points if the groundwater table is higher than the contaminated soils during excavation. The Contractor should also obtain a valid Water Pollution Control Ordinance (WPCO) discharge licence from EPD where applicable.	The contaminated soil will be excavated for on-site reuse	Contractor	PBH4	Prior to commencement of construction works within the contaminated area	<ul style="list-style-type: none">Practice Guide (PG) for Investigation and Remediation of Contaminated LandGuidance Notes for Contaminated Land Assessment and RemediationGuidance Manual for Use of Risk-Based Remediation Goals (RBRGs) for Contaminated Land Management	N/A
	LC3	<ul style="list-style-type: none">Following completion of the excavation to the specified depth, at least one sample from the base of the excavation and four samples evenly distributed along the boundary of the excavation shall be taken for a closure assessment testing. The acceptance criterion is shown below: <table><tr><td>Locations</td><td>Testing requirement</td><td>Acceptance Criteria</td></tr><tr><td>PBH4</td><td>PCBs</td><td>RBRGs (Public Park)</td></tr></table>						Locations
Locations	Testing requirement	Acceptance Criteria						
PBH4	PCBs	RBRGs (Public Park)						

EIA Ref.	EM&A Log Ref.	Recommended Mitigation Measures	Objectives of the Recommended Measures & Main Concerns to address	Implementation Agent	Location / Timing	Implementation Stage	Requirements and/ or standards to be achieved	Implementation Status
		<ul style="list-style-type: none"> If the results of analysis below the RBRGs (Public Park), no further excavation will be required. <p>If the analysis indicates presence of contamination (i.e. noncompliance of the acceptance criteria), further excavation shall be carried out in 0.5m increment vertically and/or horizontally depending on the location(s) of the sample(s) which has exceeded the acceptance criteria. Further sampling shall also be conducted for compliance testing. The process of excavation, sampling and compliance testing should continue until all contaminated materials are removed and should be supervised by a Land Contamination Specialist.</p>						
Appendix 8.4	LC4	A Remediation Report (RR) to demonstrate adequate clean-up shall be prepared and submitted to EPD for endorsement prior to the commencement of any construction/development works within the sites. No construction/development works shall be carried out prior to the endorsement of the RR by EPD.						N/A
Hazard to Life								
S9.18	H8	The driver and his assistant should be physically healthy, experienced and have good safe driving records. The driver should hold a proper driving licence for the approved transport truck. Dedicated training programme and regular road safety briefing sessions/ workshops should be provided to enhance their safe driving attitude and practice. Smoking should be strictly prohibited.	To reduce the risk during explosives transport	Contractor	Works areas at which explosives would be used	Construction stage	-	N/A
S9.18	H9	Emergency response plans in case of road accident should be prepared and implemented. The driver and his assistant should be familiar with the emergency procedures including evacuation, and proper communication/ fire-fighting equipment should be provided to the driver and his assistant.	To reduce the risk during explosives transport	Contractor	Works areas at which explosives would be used	Construction stage	-	N/A

EIA Ref.	EM&A Log Ref.	Recommended Mitigation Measures	Objectives of the Recommended Measures & Main Concerns to address	Implementation Agent	Location / Timing	Implementation Stage	Requirements and/ or standards to be achieved	Implementation Status
Landscape & Visual								
S10.10.1 Table 10.11	LV3	<u>Good Site Management</u> <ul style="list-style-type: none"> Large temporary stockpiles of excavated material shall be covered with unobtrusive sheeting to prevent dust and dirt spreading to adjacent landscape areas and vegetation, and to create a neat and tidy visual appearance. Construction plant and building material shall be orderly and carefully stored in order to create a neat and tidy visual appearance. 	Minimize visual impact	Contractor	Within Project site	Construction stage	-	Implemented
S10.10.1 Table 10.11	LV4	<u>Screen Hoarding</u> <ul style="list-style-type: none"> Decorative screen hoarding should be erected to screen the public from the construction area. It should be designed to be compatible with the existing urban context. 	Minimize visual impact	Contractor	Within Project site	Construction stage	-	Implemented
S10.10.1 Table 10.11	LV5	<u>Lighting Control during Construction</u> <ul style="list-style-type: none"> All lighting in the construction site shall be carefully controlled to minimize light pollution and night-time glare to nearby residencies and GIC. The Contractor shall consider other security measures, which shall minimize the visual impacts. 	Minimize visual impact	Contractor	Within Project site	Construction stage	-	Implemented
S10.10.1 Table 10.11	LV6	<u>Erosion Control</u> <ul style="list-style-type: none"> The potential for soil erosion shall be reduced by minimizing the extent of vegetation disturbance on site and by providing a protective cover over newly exposed soil. 	Minimize landscape impact	Contractor	Within Project site	Construction stage	-	Implemented
S10.10.1 Table 10.11	LV7	<u>Tree Protection & Preservation</u> <ul style="list-style-type: none"> Carefully protected during construction. Tree protection measures will be detailed at the Tree Removal Application stage and plans submitted to the relevant Government Department for approval in due course in accordance with ETWB TC no. 3/2006. 	Minimize landscape and visual impact	Contractor	Within Project site	Construction stage	<ul style="list-style-type: none"> 'Guidelines for Tree Risk Management and Assessment Arrangement on an Area 	Implemented

EIA Ref.	EM&A Log Ref.	Recommended Mitigation Measures	Objectives of the Recommended Measures & Main Concerns to address	Implementation Agent	Location / Timing	Implementation Stage	Requirements and/ or standards to be achieved	Implementation Status
							Basis and on a Tree Basis', Greening, Landscape and Tree Management (GLTM) Section, DEVB <ul style="list-style-type: none"> • Latest recommended horticultural practices from GLTM Section, DEVB 	
S10.10.1 Table 10.11	LV8	<u>Tree Transplantation</u> <ul style="list-style-type: none"> • For trees unavoidably affected by the Project that have to be removed, where practical transplantation will be chosen as the top priority method of removal. If this is not possible or practical compensatory planting will be provided for trees unavoidably felled (See LV10). For trees unavoidably affected by the Project works that are transplanted, transplantation must be carried out in accordance with ETWB TCW 2/2004 and 3/2006. 	Minimize landscape and visual impact	Contractor	Within Project site and designated off-site locations	Prior to Construction stage	<ul style="list-style-type: none"> • ETWB TCW 3/2006 • Latest recommended horticultural practices from Greening, Landscape and Tree Management (GLTM) Section, DEVB • ETWB TCW 2/2004 	N/A
S10.10.1 Table 10.11	LV9	<u>Compensatory Planting</u> <ul style="list-style-type: none"> • For trees unavoidably affected by the Project that have to be removed, where practical transportation will be chosen as the top priority method of removal but if this is not possible or practical compensatory planting will be provided for trees unavoidably 	Minimize visual impact and also enhance landscape	Contractor	Within Project site	Construction stage	<ul style="list-style-type: none"> • ETWB TCW 3/2006 • Latest recommended horticultural practices from 	N/A

EIA Ref.	EM&A Log Ref.	Recommended Mitigation Measures	Objectives of the Recommended Measures & Main Concerns to address	Implementation Agent	Location / Timing	Implementation Stage	Requirements and/ or standards to be achieved	Implementation Status
		<p>felled. All felled trees shall be compensated for by planting trees to the satisfaction of relevant Government projects. Required numbers and locations of compensatory trees shall be determined and agreed separately with Government during the Tree Felling Application process under ETWBTC 3/2006.</p> <ul style="list-style-type: none"> Compensatory tree planting may be incorporated into public open spaces and along roadside amenity areas affected by the construction works and therefore be part of the bigger wider planting plans. Onsite compensation planting is preferred but if necessary, additional receptor sites outside the Works Area shall be agreed separately with Government during the Tree Felling Application process. 					<p>Greening, Landscape and Tree Management (GLTM) Section, DEVB</p> <ul style="list-style-type: none"> ETWB TCW 2/2004 	
S10.10.1 Table 10.11	LV10	<p><u>Screen Planting</u></p> <ul style="list-style-type: none"> Tall screen/buffer trees, shrubs and climbers should be planted, in so far as is possible, to soften and screen proposed structures such as roads and central strip, vertical edges and buildings and to enhance streetscape greening effect where appropriate. Indiscriminate use of trees for screening must be avoided and the principle of 'right tree for the right place' must be followed. This detail will be provided at the Detailed Design stage. This measure may additionally form part of the compensatory planting and will improve and create a pleasant pedestrian environment. 	Minimize visual impact and also enhance landscape.	Contractor	Within Project Site	Construction Phase	<ul style="list-style-type: none"> Guidelines on Greening of Noise Barriers, issued April 2012, GLTMS, DevB ETWB TCW 2/2004 	N/A
S10.10.1 Table 10.11	LV12	<p><u>Reinstatement</u></p> <ul style="list-style-type: none"> All works areas, excavated areas and disturbed areas for tunnel construction and temporary road diversion or any other proposed works shall be reinstated to former conditions or better, with reasonable landscape treatment and to the satisfaction of the 	Minimize landscape impact	Contractor	Within Project Site	Construction Phase	<ul style="list-style-type: none"> N/A 	N/A

EIA Ref.	EM&A Log Ref.	Recommended Mitigation Measures	Objectives of the Recommended Measures & Main Concerns to address	Implementation Agent	Location / Timing	Implementation Stage	Requirements and/ or standards to be achieved	Implementation Status
		relevant Government departments. (Specific mitigation for disturbance to public open space is detailed separately under LV14)						
Cultural Heritage Impact (Construction Phase)								
S11.4.4	CH1	The contractor should be alerted during the construction on the possibility of locating archaeological remains and as a precautionary measure, AMO shall be informed immediately in case of discovery of antiquities or supposed antiquities in the subject sites.	To preserve any cultural heritage items which may be removed and damaged by the excavation	Contractor	During construction works for cut and cover tunnels	Construction stage	<ul style="list-style-type: none"> • AMOs requirements 	Implemented
EM&A Project								
S13.2	EM1	An Independent Environmental Checker needs to be employed as per the EM&A Manual	Control EM&A Performance	Highways Department	All construction sites	Construction stage	<ul style="list-style-type: none"> • EIAO Guidance Note No. 4/2010 • TM-EIAO 	Implemented
S13.2-13.4	EM2	<ul style="list-style-type: none"> • An Environmental Team needs to be employed as per the EM&A Manual; • Prepare a systematic Environmental Management Plan to ensure effective implementation of the mitigation measures; • An environmental impact monitoring needs to be implemented by the Environmental Team to ensure all the requirements given in the EM&A Manual are fully complied with. 	Perform environmental monitoring & auditing	Highways Department/ Contractor	All construction sites	Construction stage	<ul style="list-style-type: none"> • EIAO Guidance Note No. 4/2010 • TM-EIAO 	Implemented

Appendix G

Monitoring Schedule of the Reporting Month

Contract No.: HY/2018/02
Central Kowloon Route Section of Kai Tak East**Tentative Environmental Monitoring Schedule (August 2025)**

Sun	Mon	Tue	Wed	Thu	Fri	Sat
					1	2
3	4	5 Impact Dust Monitoring (E-A1a)	6 Impact Dust Monitoring (E-A1a)	7	8	9
10	11 Impact Dust Monitoring (E-A1a)	12	13	14 Impact Dust Monitoring (E-A1a)	15	16
17	18	19	20 Impact Dust Monitoring (E-A1a)	21	22	23
24	25	26 Impact Dust Monitoring (E-A1a)	27	28	29	30
31	1	2	3	4	5	6

Remark: Due to adverse weather conditions on 5 August 2025, air quality monitoring was proposed to 6 August 2025 when weather conditions were stable.

Appendix H

Calibration Certificates

(Air Monitoring)



Sibata LD-5R K-Factor Verification Test by Total Suspended Particulates HVS Test Report

Information of Calibrated Equipment

Verification Test Date:	23-Feb-25	to	2-Mar-25	Next Verification Test Date:	23-Feb-26
Unit-under-Test- Model No.:	Sibata LD-5R				
Unit-under-Test Serial No.:	942532				
Our Report Reference No.:	RPT-25-HVS-0116				
Calibration Location:	AM2, location near the Leachate Treatment Works within the NENTX Landfill				

Standard Equipment Information

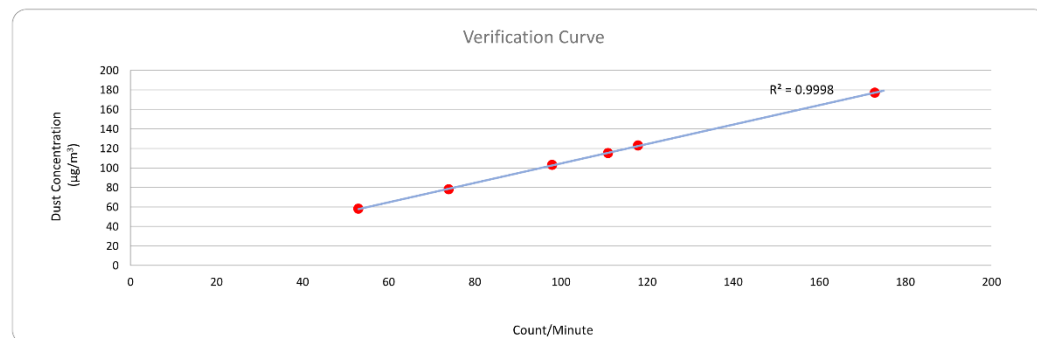
Verification Equipment Type:	Tisch TSP HVS	Tisch HVS Calibrator
Standard Equipment Model No.:	TE-5170X	TE-5025A
Equipment serial no.:	1106	3465
Last Calibration Date:	10-Feb-25	2-Dec-24
Next Calibration Date:	9-Apr-25	2-Dec-25

Equipment Verification Result

Verification Test No.	Date	Duration			Results from Calibrated Equipment		Results from Standard Equipment
		Start-time	End-time	Elapsed Time (in min)	Total Counts	Counts/ Minute x-axis	Dust Concentration ($\mu\text{g}/\text{m}^3$) y-axis
1	23/02/2025	5385.00	5388.00	180.00	13320	74	78
2	23/02/2025	5388.00	5391.00	180.00	31140	173	177
3	23/02/2025	5394.00	5397.00	180.00	19980	111	115
4	2/03/2025	5397.00	5400.00	180.00	9540	53	58
5	2/03/2025	5400.00	5403.00	180.00	17640	98	103
6	2/03/2025	5403.00	5406.00	180.00	21240	118	123

Linear Regression of y on x

Slope, K factor:	0.9948	Intercept:	5.0444	*Correlation Coefficient, R:	0.9999
Verification Test Result: Strong Correlation, Results were accepted.			* If the Correlation Coefficient, R is <0.5. Checking and Re-verification are required.		



Operated By:

Andy Li
Project Technician, Environmental

Date: 04-03-2025

Checked By:

Vega Wong
Senior Consultant, Environmental

Date: 04-03-2025



RECALIBRATION

DUE DATE:

December 2, 2025

Certificate of Calibration

Calibration Certification Information

Cal. Date:	December 2, 2024	Rootmeter S/N:	438320	Ta:	293 °K
Operator:	Jim Tisch	Pa:	757.4		mm Hg
Calibration Model #:	TE-5025A	Calibrator S/N:	3465		

Run	Vol. Init (m3)	Vol. Final (m3)	ΔVol. (m3)	ΔTime (min)	ΔP (mm Hg)	ΔH (in H2O)
1	1	2	1	1.4300	3.2	2.00
2	3	4	1	1.0190	6.4	4.00
3	5	6	1	0.9090	7.9	5.00
4	7	8	1	0.8680	8.8	5.50
5	9	10	1	0.7170	12.8	8.00

Data Tabulation

Vstd (m3)	Qstd (x-axis)	$\sqrt{\Delta H \left(\frac{Pa}{Pstd} \right) \left(\frac{Tstd}{Ta} \right)}$ (y-axis)	Va	Qa (x-axis)	$\sqrt{\Delta H \left(\frac{Ta}{Pa} \right)}$ (y-axis)
1.0093	0.7058	1.4238	0.9958	0.6963	0.8796
1.0051	0.9863	2.0136	0.9916	0.9731	1.2439
1.0031	1.1035	2.2512	0.9896	1.0886	1.3907
1.0018	1.1542	2.3611	0.9884	1.1387	1.4586
0.9965	1.3898	2.8476	0.9831	1.3711	1.7592
QSTD	m=	2.08107	QA	m=	1.30313
	b=	-0.04295		b=	-0.02653
	r=	0.99999		r=	0.99999

Calculations

Vstd =	$\Delta Vol((Pa-\Delta P)/Pstd)(Tstd/Ta)$	Va =	$\Delta Vol((Pa-\Delta P)/Pa)$
Qstd =	$Vstd/\Delta Time$	Qa =	$Va/\Delta Time$
For subsequent flow rate calculations:			
Qstd = $1/m \left(\left(\sqrt{\Delta H \left(\frac{Pa}{Pstd} \right) \left(\frac{Tstd}{Ta} \right)} \right) - b \right)$		Qa = $1/m \left(\left(\sqrt{\Delta H \left(\frac{Ta}{Pa} \right)} \right) - b \right)$	

Standard Conditions

Tstd:	298.15 °K
Pstd:	760 mm Hg
Key	
ΔH:	calibrator manometer reading (in H2O)
ΔP:	rootmeter manometer reading (mm Hg)
Ta:	actual absolute temperature (°K)
Pa:	actual barometric pressure (mm Hg)
b:	intercept
m:	slope

RECALIBRATION

US EPA recommends annual recalibration per 1998 40 Code of Federal Regulations Part 50 to 51, Appendix B to Part 50, Reference Method for the Determination of Suspended Particulate Matter in the Atmosphere, 9.2.17, page 30

Tisch Environmental, Inc.
145 South Miami Avenue
Village of Cleves, OH 45002

www.tisch-env.com

TOLL FREE: (877)263-7610

FAX: (513)467-9009



HIVOL SAMPLER CALIBRATION DATA SHEET (TSP)

Site Information

Location:	Kowloon Bay FS Workshop	Site ID:	EA-1a	Date:	04-Aug-2025
Serial No:	1049	Model:	TE-5170X	Operator:	Andy Li

Ambient Condition

Actual Pressure during Calibration (P_a) (mm Hg):	752.8	Actual Temperature during Calibration (T_a) (deg K):	302.0
---	-------	--	-------

Calibration Orifice

Model:	TE-5028A	Slope (m_c):	2.08107
Serial No.:	3465	Intercept (b_c):	-0.04295
Calibration Due Date:	2-Dec-25	Corr. Coeff:	0.99999

Calibration Data

Plate or Test #	ΔH_2O (in)	Qa, X-Axis (m^3/min)	I, CFM (chart)	IC, Y-Axis (corrected)
18	10.80	1.582	60.0	59.32
13	9.00	1.446	55.0	54.38
10	7.20	1.295	50.0	49.43
7	4.00	0.971	43.0	42.51
5	2.90	0.830	37.0	36.58

Sampler Calibration Relationship (Qa on x-axis, IC on y-axis)

$m =$ 28.5041 $b =$ 13.5355 Corr. Coeff = 0.9943

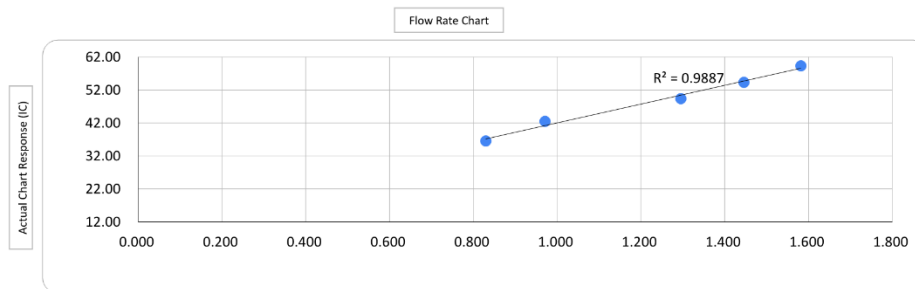
Calculations

$$Qa = 1/m_c * [\text{Sqrt}(\Delta H_2O * (P_a/P_{Std}) * (T_{Std}/T_a)) - b_c]$$

$$IC = I * (\text{Sqrt}(P_a/P_{Std}) * (T_{Std}/T_a))$$

Qa = actual flow rate
IC = corrected chart response
I = actual chart response
 m_c = calibrator slope
 b_c = calibrator intercept

m = sampler slope
 b = sampler intercept
 T_{Std} = 298 deg K
 P_{Std} = 760 mm Hg
 T_a = actual temperature during calibration (deg K)
 P_a = actual pressure during calibration (mm Hg)



Checked by: _____

Date: 04-Aug-2025



HIVOL SAMPLER CALIBRATION DATA SHEET (TSP)

Site Information

Location:	Kowloon Bay FS Workshop	Site ID:	EA-1a	Date:	19-Aug-2025
Serial No:	1049	Model:	TE-5170X	Operator:	Andy Li

Ambient Condition

Actual Pressure during Calibration (P_a) (mm Hg):	758.2	Actual Temperature during Calibration (T_a) (deg K):	300.3
---	-------	--	-------

Calibration Orifice

Model:	TE-5028A	Slope (m_c):	2.08107
Serial No.:	3465	Intercept (b_c):	-0.04295
Calibration Due Date:	2-Dec-25	Corr. Coeff:	0.99999

Calibration Data

Plate or Test #	ΔH_2O (in)	Qa, X-Axis (m^3/min)	I, CFM (chart)	IC, Y-Axis (corrected)
18	10.90	1.599	60.0	59.71
13	9.00	1.455	54.0	53.73
10	7.00	1.286	50.0	49.75
7	4.10	0.989	42.0	41.79
5	3.00	0.849	39.0	38.81

Sampler Calibration Relationship (Qa on x-axis, IC on y-axis)

$m =$ 27.1711 $b =$ 15.1876 Corr. Coeff = 0.9955

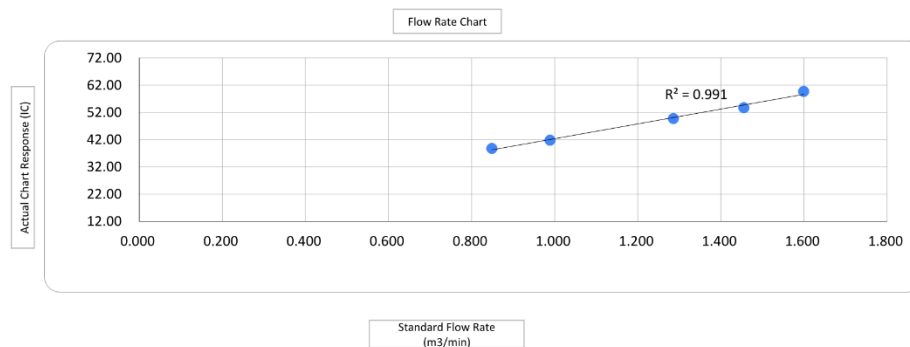
Calculations

$$Qa = 1/m_c [\text{Sqrt}(\Delta H_2O * (P_a/P_{Std}) * (T_{Std}/T_a)) - b_c]$$

$$IC = I * (\text{Sqrt}(P_a/P_{Std}) * (T_{Std}/T_a))$$

Qa = actual flow rate
IC = corrected chart response
I = actual chart response
 m_c = calibrator slope
 b_c = calibrator intercept

m = sampler slope
 b = sampler intercept
 T_{Std} = 298 deg K
 P_{Std} = 760 mm Hg
 T_a = actual temperature during calibration (deg K)
 P_a = actual pressure during calibration (mm Hg)



Checked by: _____

Date: 19-Aug-2025

Appendix I

The Certification of Laboratory with HOKLAS Accredited Analytical Tests



Hong Kong Accreditation Service
香港認可處

Certificate of Accreditation
認可證書

This is to certify that
特此證明

ACUMEN LABORATORY AND TESTING LIMITED
浩科檢測中心有限公司

Lot 12, Tam Kon Shan Road, North Tsing Yi, New Territories, Hong Kong
香港新界青衣北担杆山路12路段


is accredited by the Hong Kong Accreditation Service (HKAS) to ISO/IEC 17025:2017
for performing specific laboratory activities as listed in the scope of accreditation within the test category of
獲香港認可處根據ISO/IEC 17025:2017認可
進行載於認可範圍內下述測試類別中的指定實驗所活動

Environmental Testing
環境測試

This accreditation to ISO/IEC 17025:2017 demonstrates technical competence for a defined scope and
the implementation of a management system relevant to laboratory operation
(see joint IAF-ILAC-ISO Communiqué).

此項 ISO/IEC 17025:2017 的認可資格證明此實驗所具備指定範疇內所須的技術能力並
實施一套與實驗所運作相關的管理体系
(見國際認可論壇、國際實驗所認可合作組織及國際標準化組織的聯合公報)。

The common seal of HKAS is affixed hereto by the authority of the HKAS Executive
現經香港認可處執行機關授權在此蓋上香港認可處的印章


SHUM Wai-leung, Executive Administrator
執行幹事 沈偉良
Issue Date: 2 December 2019
簽發日期：二零一九年十二月二日
Registration Number: HOKLAS 241
註冊號碼：



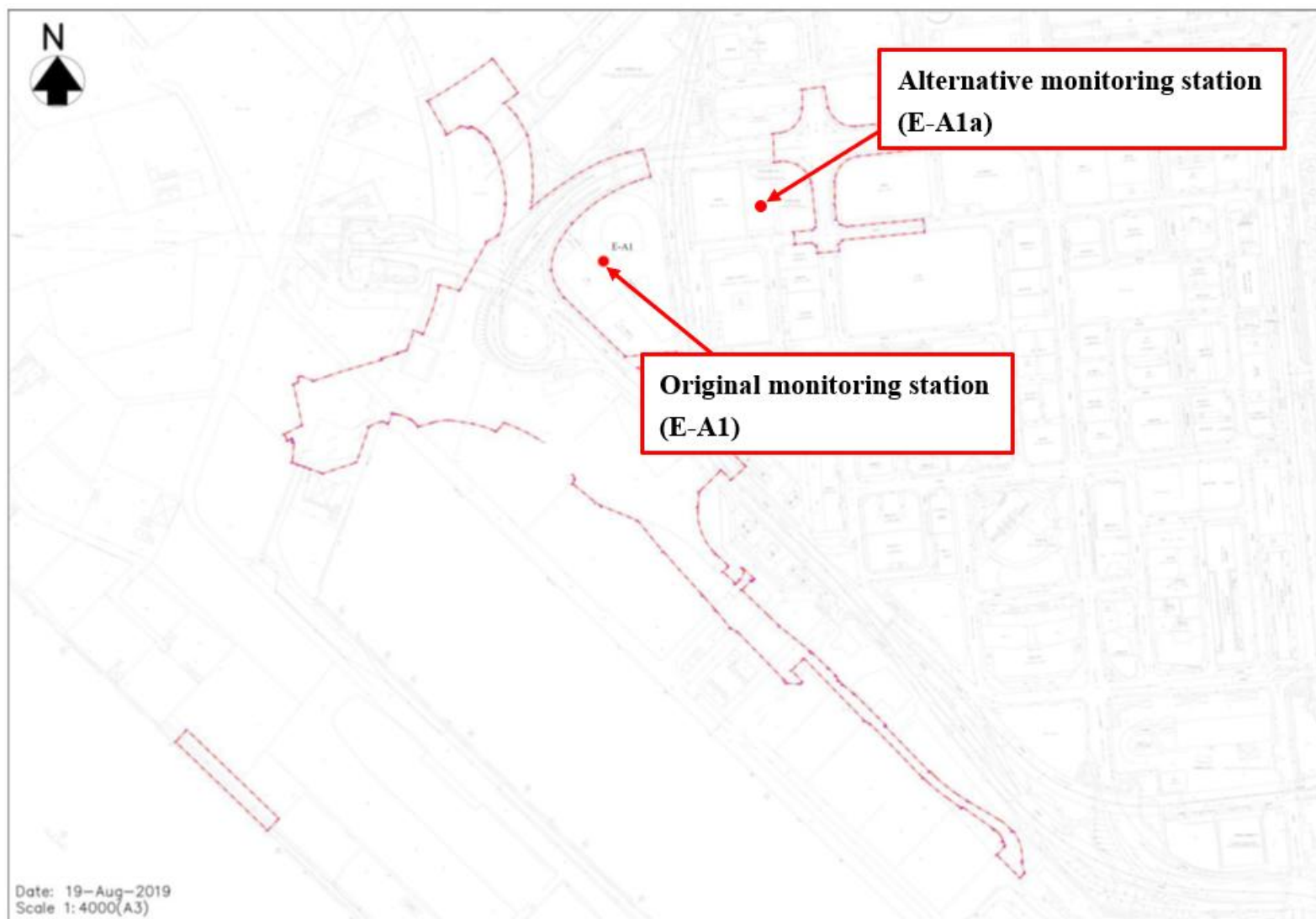
Date of First Registration: 16 July 2014
首次註冊日期：二零一四年七月十六日

This certificate is issued subject to the terms and conditions laid down by HKAS
本證書按照香港認可處訂立的條款及條件發出

L001875

Appendix J

Location Plan of Air Quality Monitoring Station



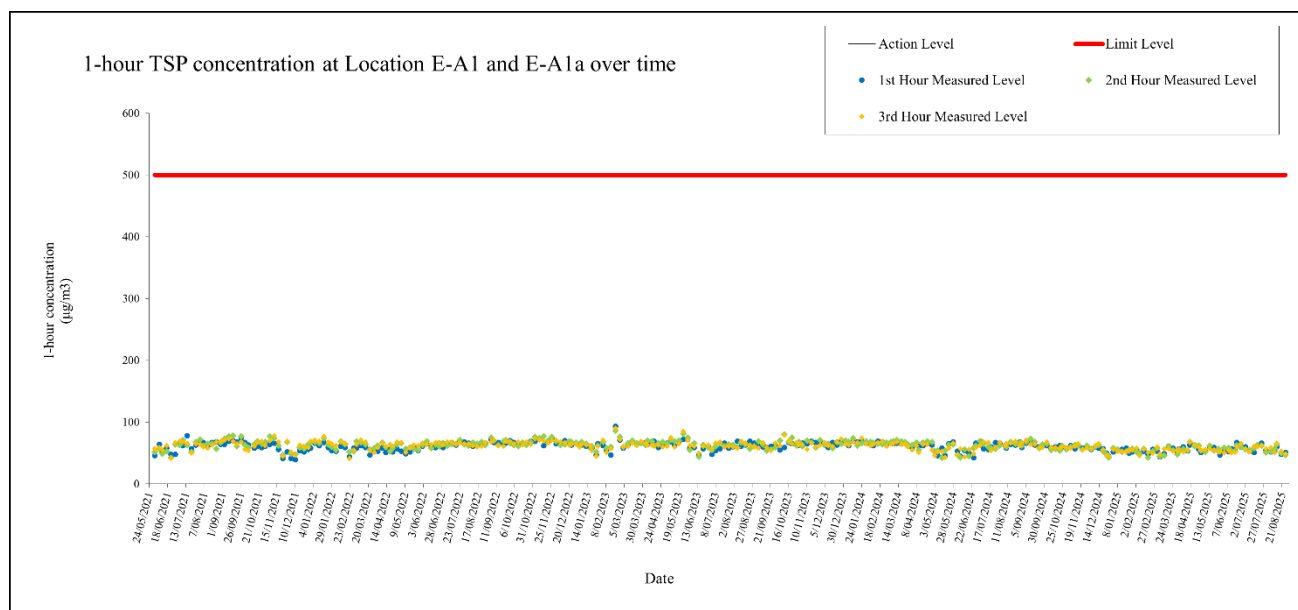
Appendix K

Monitoring Data (Air Monitoring)

Location: Fire Services Department Kowloon Bay Workshop (E-A1a)
Monitoring date: 6, 11, 14, 20 and 26 August 2025
Parameter: 1-hour TSP
Other Factors: Nearby traffic and neighboring construction sites

Date	1-hour TSP ($\mu\text{g}/\text{m}^3$)				
	Weather	Start Time	1 st hour ($\mu\text{g}/\text{m}^3$)	2 nd hour ($\mu\text{g}/\text{m}^3$)	3 rd hour ($\mu\text{g}/\text{m}^3$)
06/08/2025	Fine	14:15	52	53	59
11/08/2025	Fine	14:15	53	57	51
14/08/2025	Fine	13:45	60	64	66
20/08/2025	Fine	13:30	48	50	53
26/08/2025	Fine	13:40	51	47	49

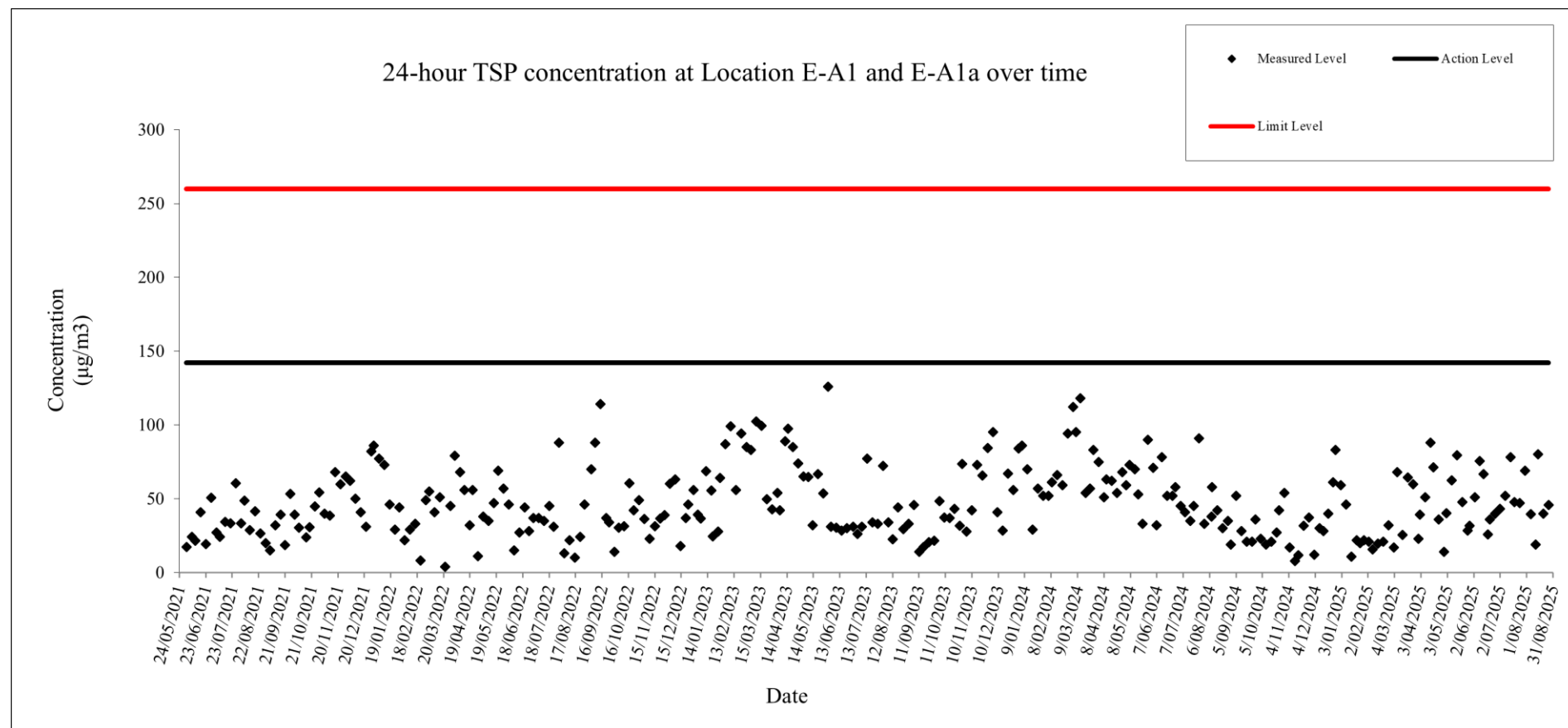
Figure 1: Graphical Illustration of Measured 1-hour TSP ($\mu\text{g}/\text{m}^3$) Levels at E-A1 and E-A1a



Location: Fire Services Department Kowloon Bay Workshop (E-A1a)
Monitoring date: 6, 11, 14, 20 and 26 August 2025
Parameter: 24-hour TSP
Other Factors: Nearby traffic and neighboring construction sites

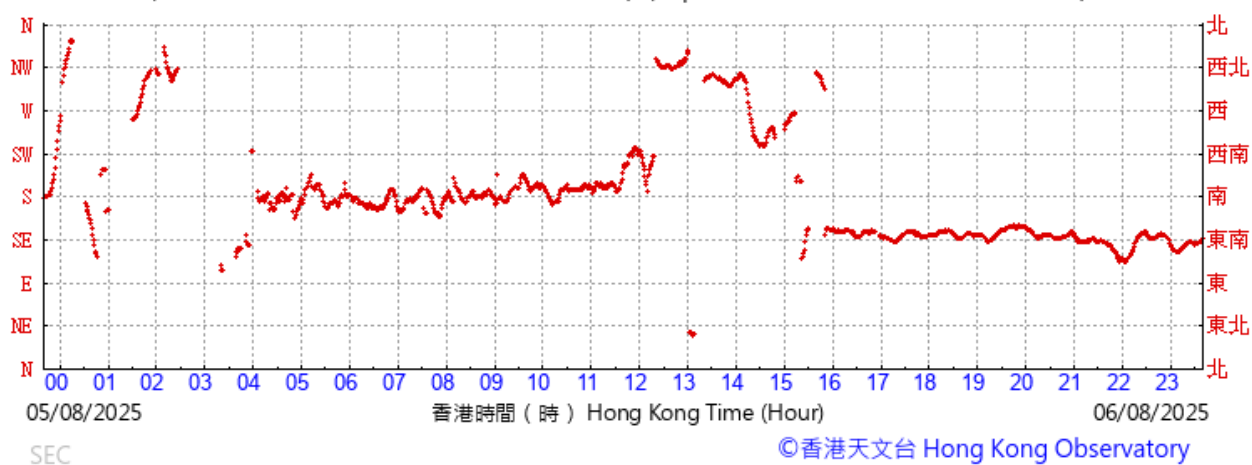
										Date of Calibration: 4-Aug-25		Slope =		28.5041	
										Calibration due date: 18-Aug-25		Intercept =		13.5355	
										Date of Calibration: 19-Aug-25		Slope =		27.1711	
										Calibration due date: 2-Sep-25		Intercept =		15.1876	
Start Date	Weather Condition	Elapse Time			Chart Reading			Avg Air Temp (°C)	Avg Atmospheric Pressure (mm hPa)	Flow Rate (m³/min)	Standard Air Volume (m³)	Filter Weight (g)		Particulate weight (g)	Conc. (µg/m³)
		Initial	Final	Actual (min)	Min	Max	Avg					Initial	Final		
06/08/2025	Fine	12218.14	12242.14	1440.00	41	41	41.0	28.4	1008.5	0.95	1365	2.7047	2.7586	0.0539	39
11/08/2025	Fine	12242.14	12266.14	1440.00	40	40	40.0	29.8	1006.6	0.91	1306	2.7045	2.7293	0.0248	19
14/08/2025	Fine	12266.14	12290.14	1440.00	40	40	40.0	26.9	1007.2	0.91	1317	2.7124	2.8177	0.1053	80
20/08/2025	Fine	12290.14	12314.14	1440.00	40	40	40.0	32.8	1011.1	0.91	1305	2.6745	2.7267	0.0522	40
26/08/2025	Fine	12314.14	12338.14	1440.00	40	40	40.0	30.1	1009.0	0.89	1287	2.7146	2.7736	0.0590	46
														Min	19
														Max	80
														Average	45

Figure 2: Graphical Illustration of Measured 24-hour TSP ($\mu\text{g}/\text{m}^3$) Levels at E-A1 and E-A1a

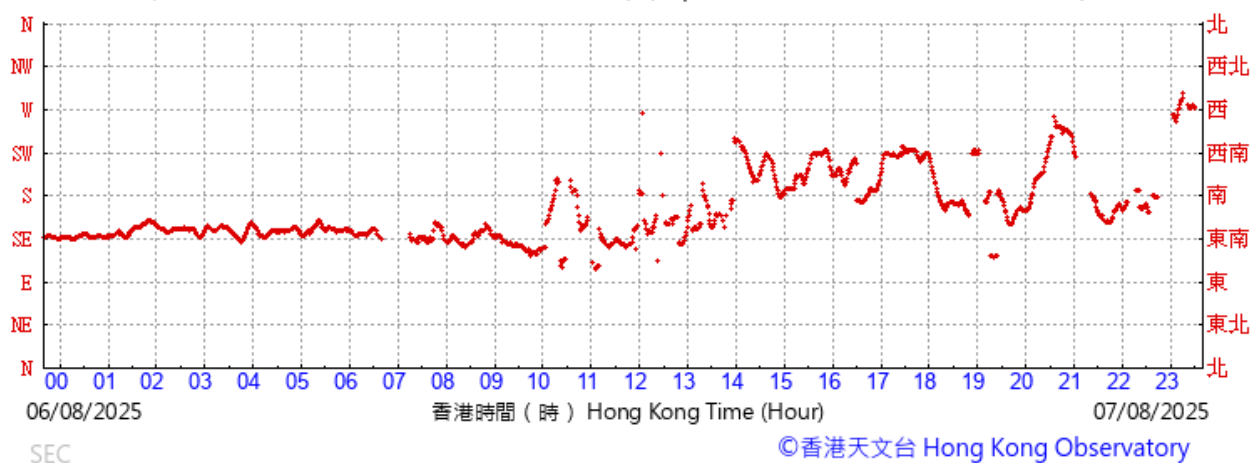


WIND DIRECTION DATA FOR 6, 7, 11, 12, 14, 15, 20, 21, 26 and 27 August 2025

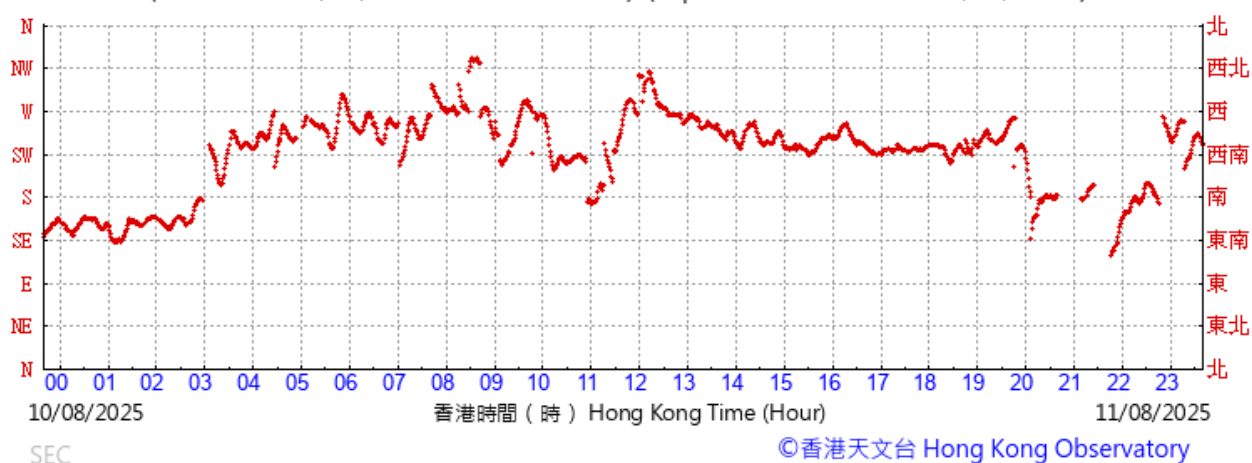
(於香港時間06/08/2025 23 時 40 分更新) (Updated at 23:40H on 06/08/2025)



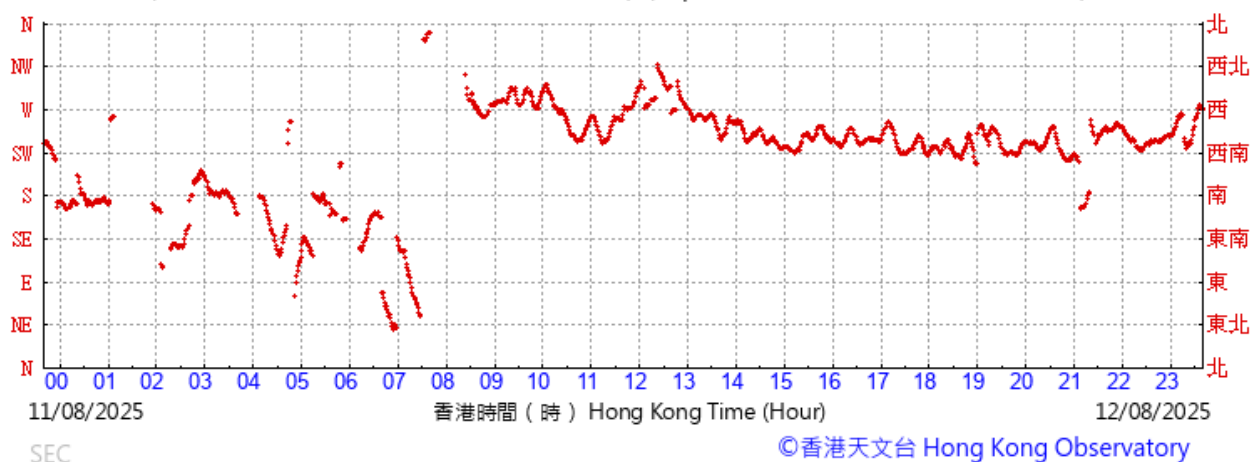
(於香港時間07/08/2025 23 時 40 分更新) (Updated at 23:40H on 07/08/2025)



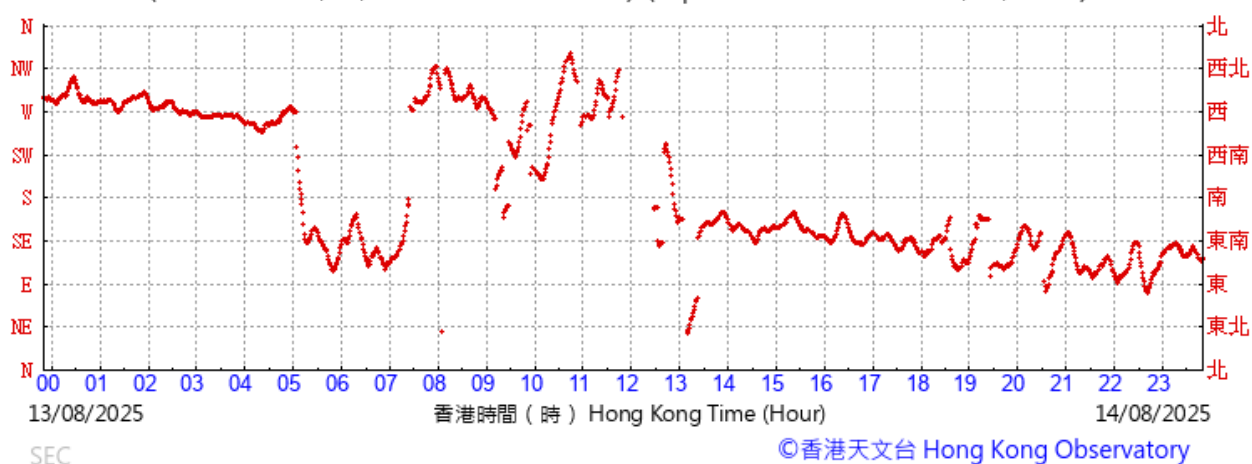
(於香港時間11/08/2025 23 時 40 分更新) (Updated at 23:40H on 11/08/2025)



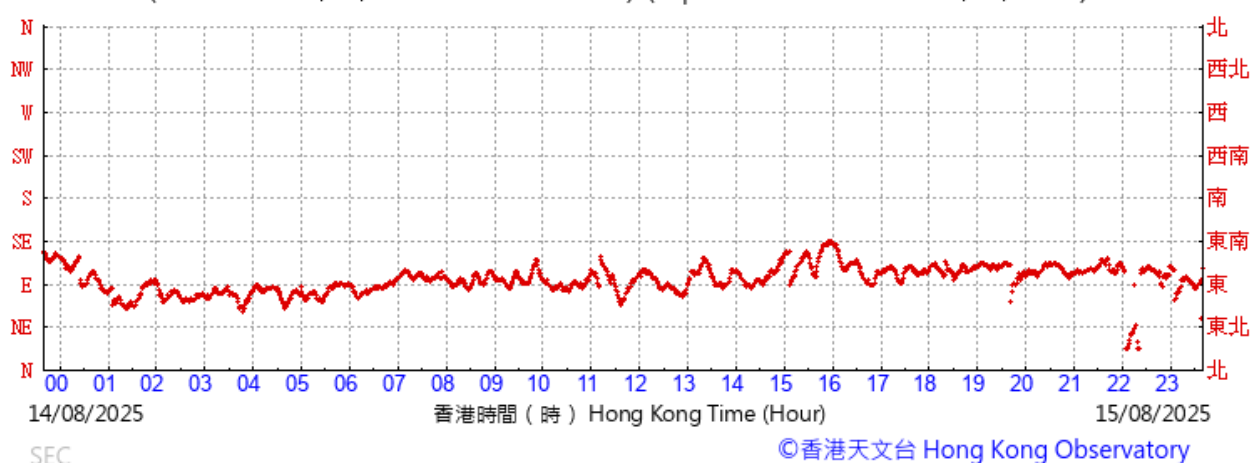
(於香港時間12/08/2025 23 時 40 分更新) (Updated at 23:40H on 12/08/2025)



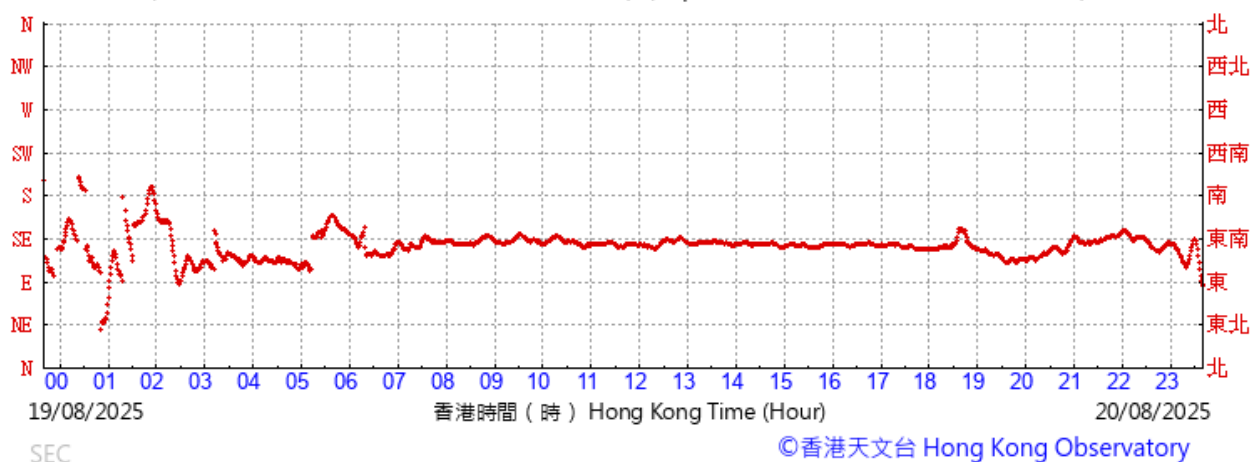
(於香港時間14/08/2025 23 時 50 分更新) (Updated at 23:50H on 14/08/2025)



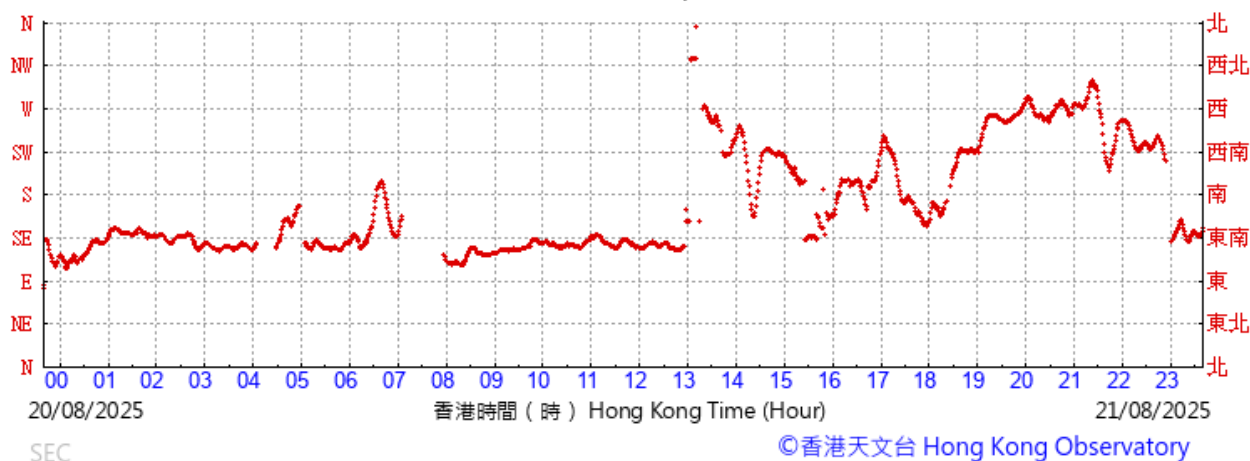
(於香港時間15/08/2025 23 時 40 分更新) (Updated at 23:40H on 15/08/2025)



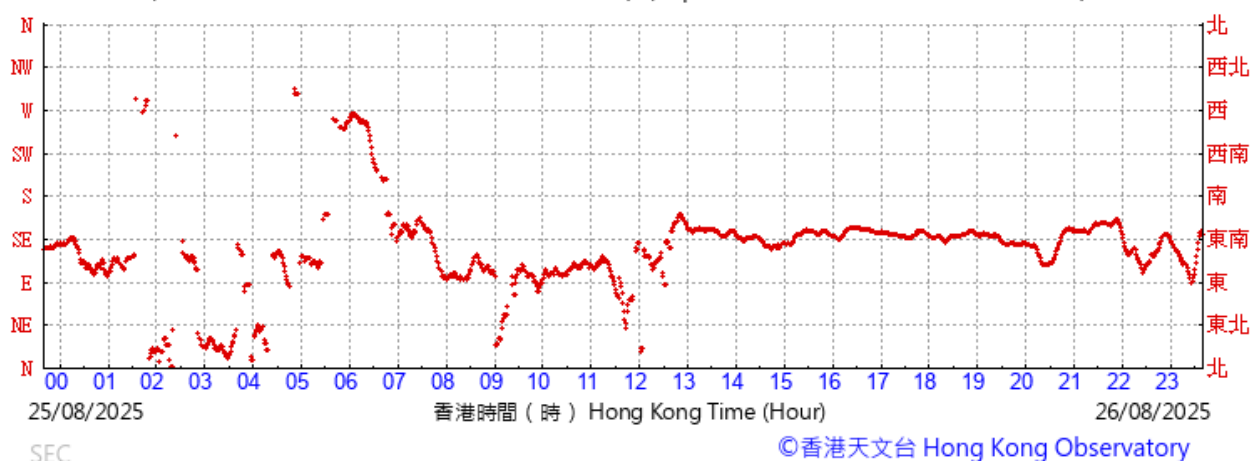
(於香港時間20/08/2025 23 時 40 分更新) (Updated at 23:40H on 20/08/2025)

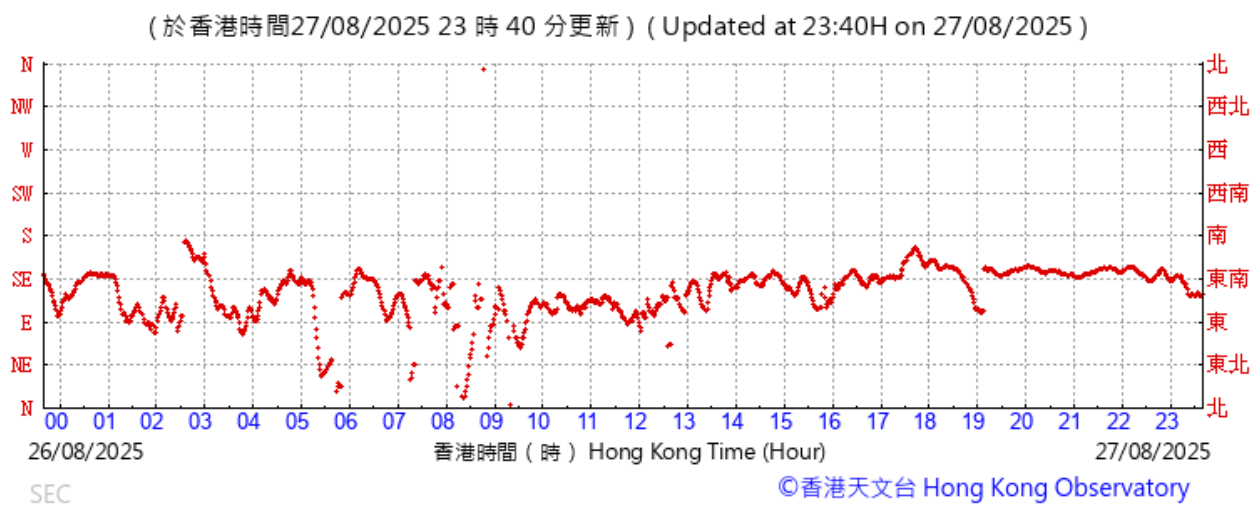


(於香港時間21/08/2025 23 時 40 分更新) (Updated at 23:40H on 21/08/2025)



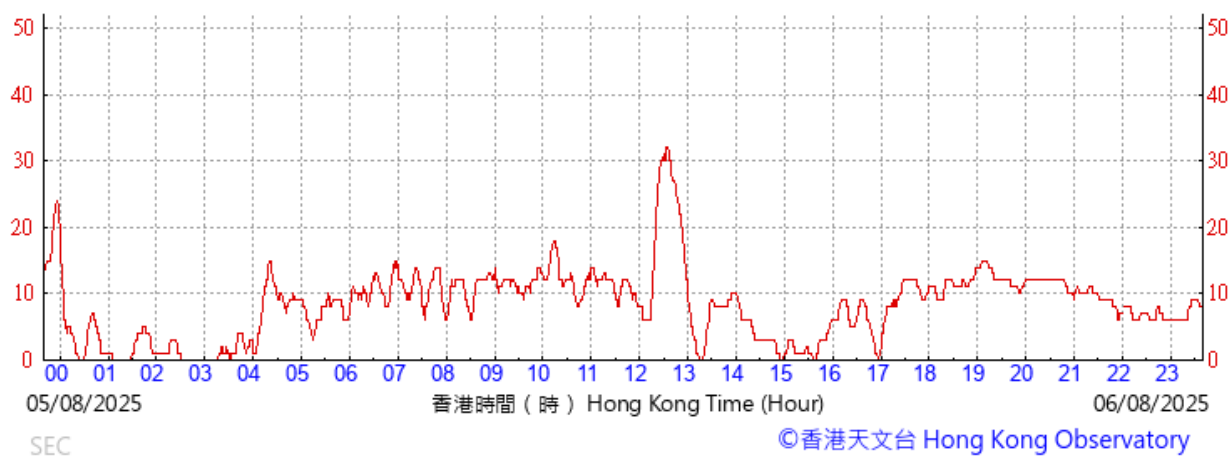
(於香港時間26/08/2025 23 時 40 分更新) (Updated at 23:40H on 26/08/2025)



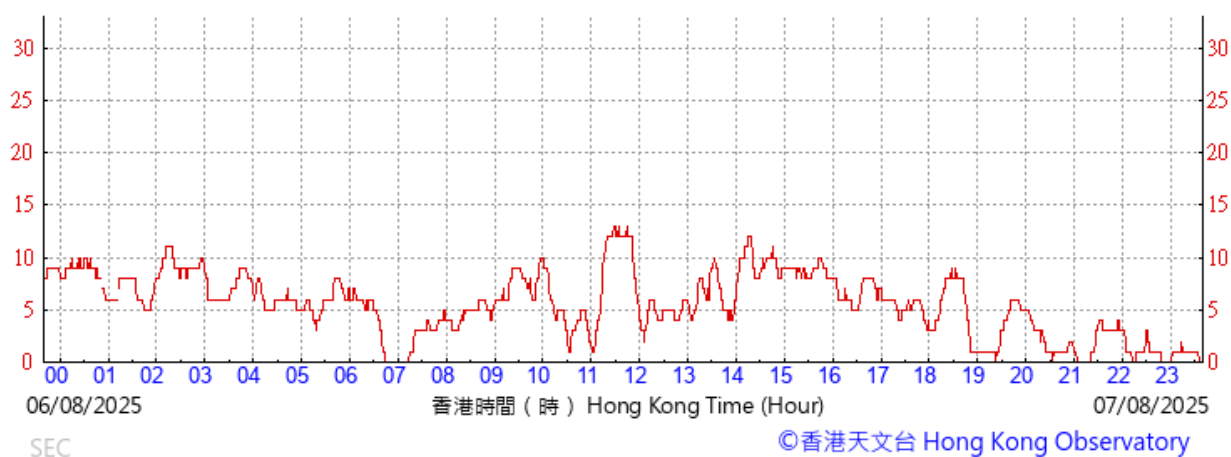


WIND SPEED DATA FOR 6, 7, 11, 12, 14, 15, 20, 21, 26 and 27 August 2025

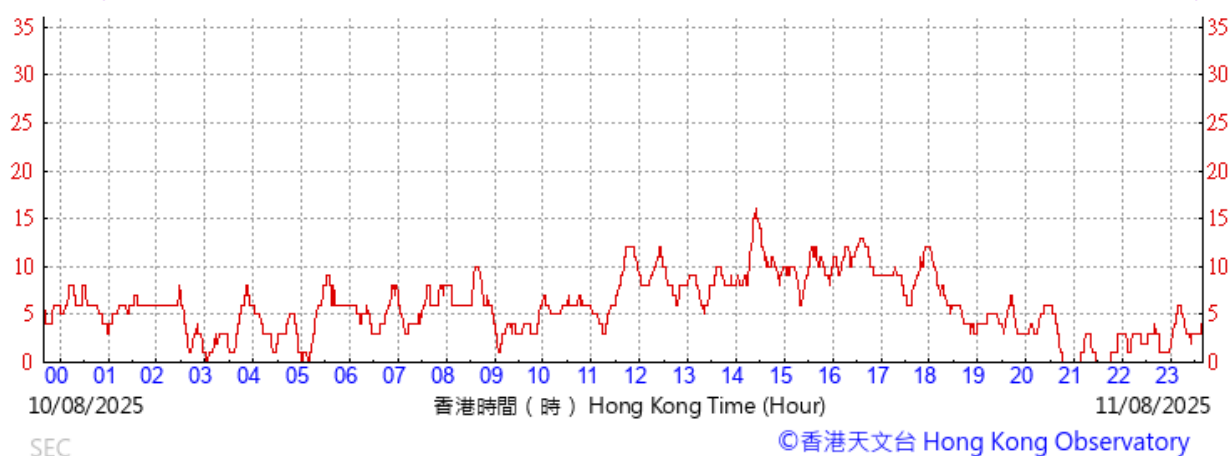
(公里/小時) (於香港時間06/08/2025 23 時 40 分更新) (Updated at 23:40H on 06/08/2025) (km/h)



(公里/小時) (於香港時間07/08/2025 23 時 40 分更新) (Updated at 23:40H on 07/08/2025) (km/h)

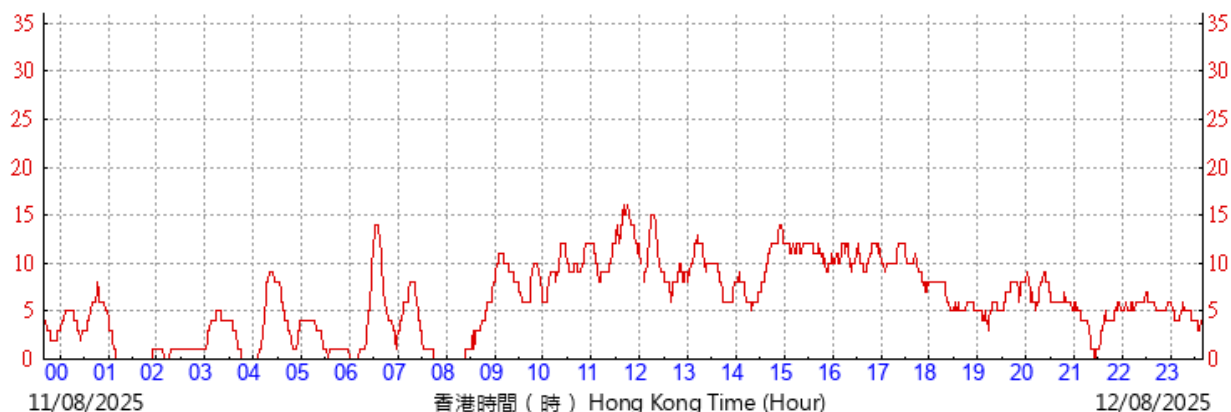


(公里/小時) (於香港時間11/08/2025 23 時 40 分更新) (Updated at 23:40H on 11/08/2025) (km/h)



(公里/小時) (於香港時間12/08/2025 23 時 40 分更新) (Updated at 23:40H on 12/08/2025)

(km/h)

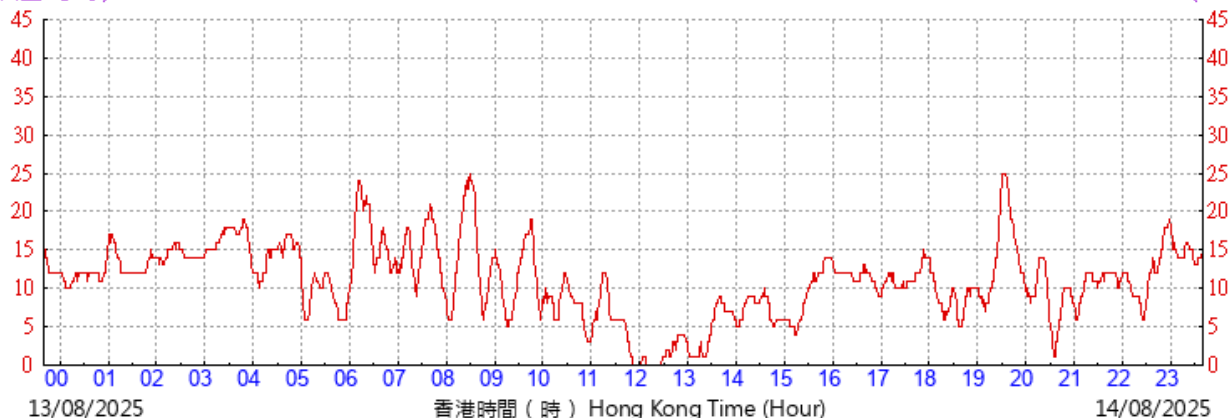


SEC

©香港天文台 Hong Kong Observatory

(公里/小時) (於香港時間14/08/2025 23 時 40 分更新) (Updated at 23:40H on 14/08/2025)

(km/h)

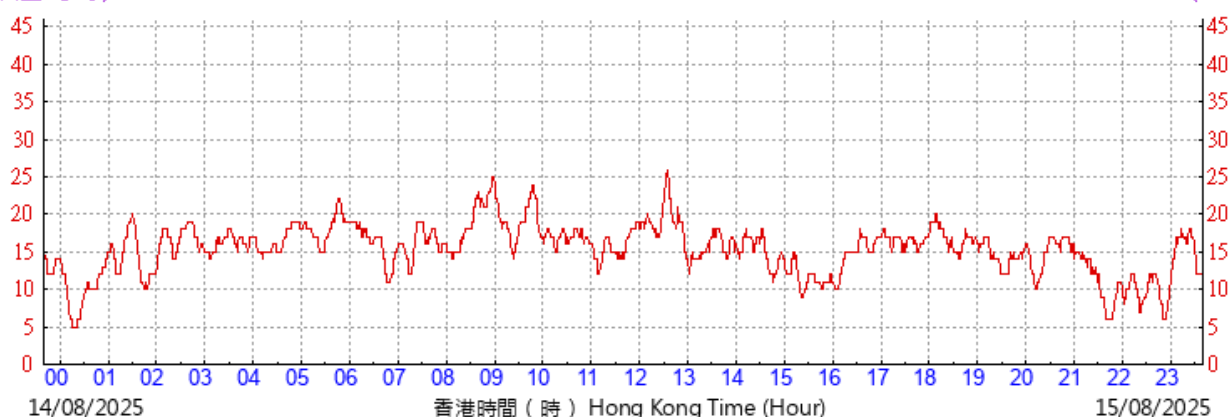


SEC

©香港天文台 Hong Kong Observatory

(公里/小時) (於香港時間15/08/2025 23 時 40 分更新) (Updated at 23:40H on 15/08/2025)

(km/h)

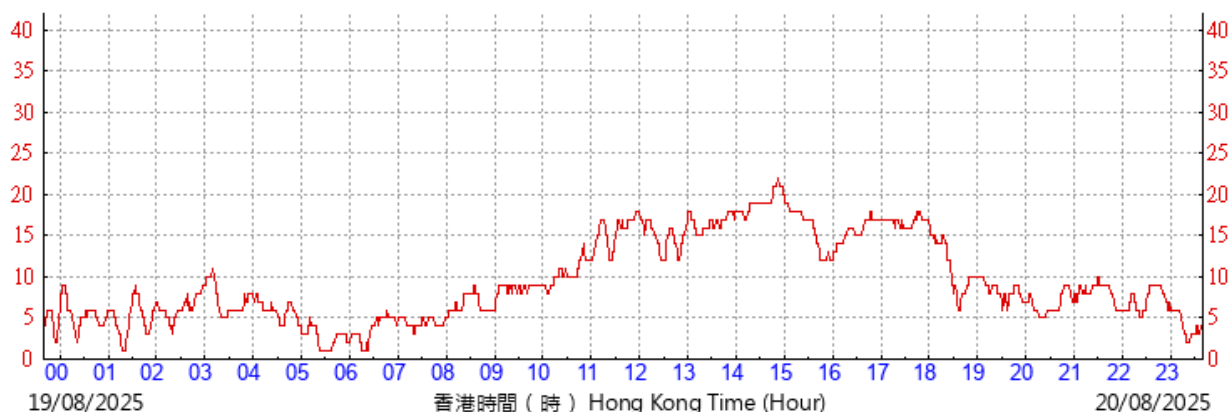


SEC

©香港天文台 Hong Kong Observatory

(公里/小時) (於香港時間20/08/2025 23 時 40 分更新) (Updated at 23:40H on 20/08/2025)

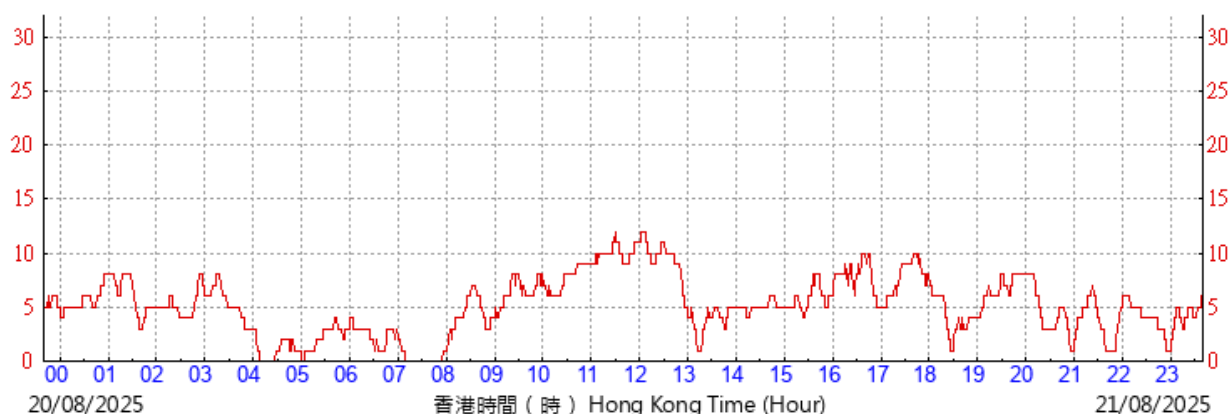
(km/h)



©香港天文台 Hong Kong Observatory

(公里/小時) (於香港時間21/08/2025 23 時 40 分更新) (Updated at 23:40H on 21/08/2025)

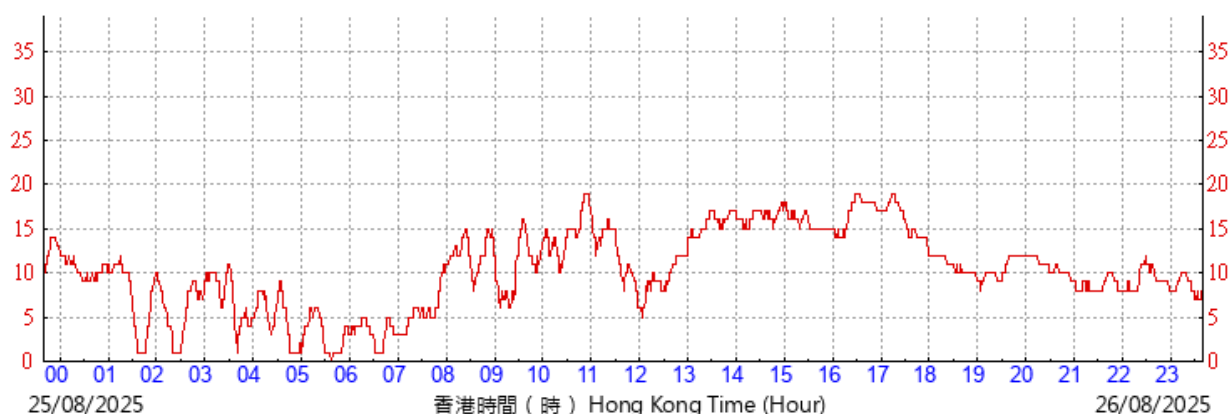
(km/h)



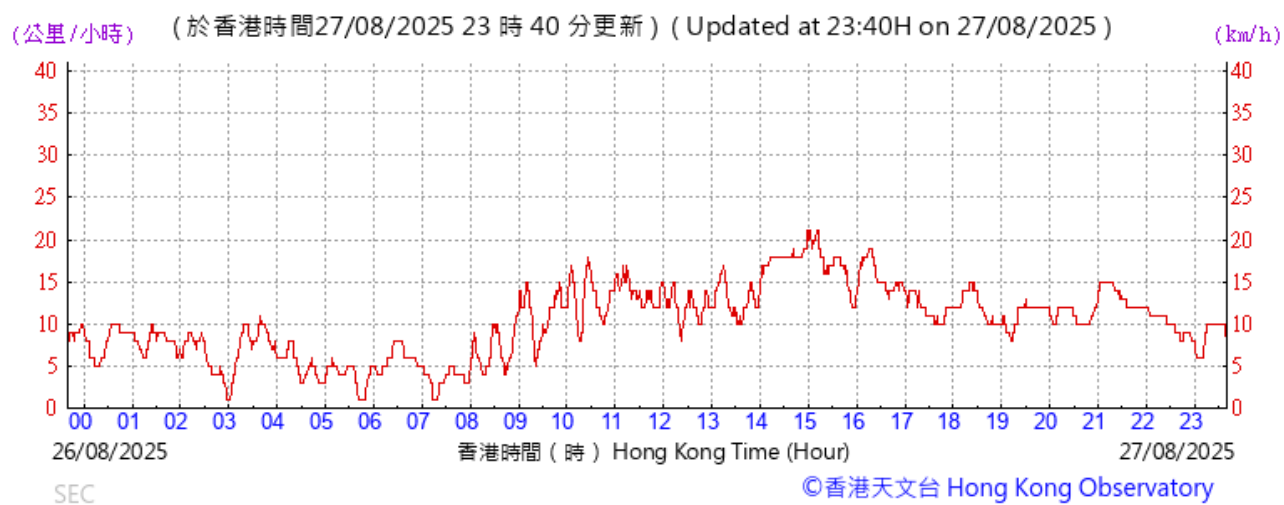
©香港天文台 Hong Kong Observatory

(公里/小時) (於香港時間26/08/2025 23 時 40 分更新) (Updated at 23:40H on 26/08/2025)

(km/h)



©香港天文台 Hong Kong Observatory



Appendix L

Waste Flow Table

Contract No.: HY/2018/02
Central Kowloon Route - Kai Tak East

Name of Department: HyD

Monthly Summary Waste Flow Table - Aug 2025

Month	Actual Quantities of Inert C&D Material Generated Monthly											Actual Quantities of C&D Waste Generated Monthly								
	Total Qty Generated	Hard Rock and Large Broken Concrete	Reused in the Contract	Reused in other Projects (KSZHJV)	Reused in other Projects (SFK)	Reused in other Projects (CWB)	Reused in other Projects (TKO-LTT)	Reused in other Projects (KTW)	Reused in other Projects (SFK-DH)	Reused in other Projects (Tapbo)	Disposal at Sorting Facility	Disposed as Public Fill	Imported Fill	Metals (Steel)	Metals (Aluminum)	Metals (Copper)	Paper/cardboard packaging	Plastics	Chemical Waste	Others, e.g. general refuse
	(in '000tonne)	(in '000tonne)	(in '000tonne)	(in '000tonne)	(in '000tonne)	(in '000tonne)	(in '000tonne)	(in '000tonne)	(in '000tonne)	(in '000tonne)	(in '000tonne)	(in '000tonne)	(in '000tonne)	(in 'kg)	(in 'kg)	(in 'kg)	(in 'kg)	(in 'kg)	(in 'kg)	(in 'kg)
2019	7.12	0.34	0.14	NIL	NIL	NIL	NIL	0.00	NIL	NIL	NIL	7.88	0.00	22,570.00	0.00	0.00	50.00	0.00	0.00	500,000.00
2020	142.34	0.00	0.14	NIL	4.40	19.47		10.50			0.62	104.95	1.11	207,420.00	48.00	0.00	1,284.00	0.00	0.00	419,060.00
2021	98.11	0.00	0.10	2.28	0.00	13.42	0.17	2.32	1.63	20.50	0.00	57.79	0.00	1028670.00	0.00	0.00	525.00	0.00	0.00	1100340.00
2022	13.34	0.00	1.35	0.00	0.00	0.00	0.00	0.00	0.00	0.00	0.00	11.99	0.00	1716230.00	0.00	0.00	715.00	0.00	80.00	1328300.00
2023	5.58	0.00	5.23	0.00	0.00	0.00	0.00	0.00	0.00	0.00	0.00	6.23	2.50	1,492,710.00	0.00	0.00	510.00	0.00	0.00	1,334,730.00
2024	8.41	0.00	8.02	0.00	0.00	0.00	0.00	0.00	0.00	0.00	0.00	14.30	1.70	0.00	0.00	0.00	695.00	0.00	0.00	3082030.00
Jan	1.93	0.00	0.00	0.00	0.00	0.00	0.00	0.00	0.00	0.00	0.00	1.93	0.00	0.00	0.00	0.00	0.00	0.00	0.00	456010.00
Feb	0.72	0.00	0.00	0.00	0.00	0.00	0.00	0.00	0.00	0.00	0.00	0.72	0.00	0.00	0.00	0.00	0.00	0.00	0.00	295790.00
Mar	0.44	0.00	0.00	0.00	0.00	0.00	0.00	0.00	0.00	0.00	0.00	0.44	0.00	0.00	0.00	0.00	0.00	0.00	0.00	183860.00
Apr	2.67	0.00	0.00	0.00	0.00	0.00	0.00	0.00	0.00	0.00	0.00	2.67	0.00	0.00	0.00	0.00	0.00	0.00	0.00	137270.00
May	3.40	0.00	0.00	0.00	0.00	0.00	0.00	0.00	0.00	0.00	0.00	3.40	0.00	0.00	0.00	0.00	0.00	0.00	0.00	99940.00
Jun	3.10	0.00	0.00	0.00	0.00	0.00	0.00	0.00	0.00	0.00	0.00	3.10	0.00	0.00	0.00	0.00	0.00	0.00	0.00	108431.30
Jul	2.88	0.00	0.00	0.00	0.00	0.00	0.00	0.00	0.00	0.00	0.00	2.88	0.00	0.00	0.00	0.00	0.00	0.00	0.00	36990.00
Aug	0.69	0.00	0.00	0.00	0.00	0.00	0.00	0.00	0.00	0.00	0.00	0.69	0.00	0.00	0.00	0.00	0.00	0.00	0.00	97390.00
Total	292.43	0.34	14.98	2.28	4.40	32.89	0.17	12.83	1.63	20.50	0.62	221.01	5.30	4,467,600.00	48.00	0.00	3,819.00	0.00	80.00	9,465,751.30

Appendix M

Statistics on Complaint, Notifications of Summons and Successful Prosecutions

Statistical Summary of Exceedances

Air Quality			
Location	Action Level	Limit Level	Total
E-A1a	0	0	0

Statistical Summary of Environmental Complaints

Reporting Period	Environmental Complaint Statistics		
	Frequency	Cumulative	Complaint Nature
1 August 2025 - 31 August 2025	0	4	N/A

Statistical Summary of Environmental Non-compliance

Reporting Period	Environmental Non-compliance Statistics		
	Frequency	Cumulative	Details
1 August 2025 - 31 August 2025	0	0	N/A

Statistical Summary of Environmental Summons

Reporting Period	Environmental Summons Statistics		
	Frequency	Cumulative	Details
1 August 2025 - 31 August 2025	0	0	N/A

Statistical Summary of Environmental Prosecution

Reporting Period	Environmental Prosecution Statistics		
	Frequency	Cumulative	Details
1 August 2025 - 31 August 2025	0	0	N/A

Appendix N

Monitoring Schedule of the Coming Month

Contract No.: HY/2018/02
Central Kowloon Route Section of Kai Tak East

Tentative Environmental Monitoring Schedule (September 2025)

Sun	Mon	Tue	Wed	Thu	Fri	Sat
	1 Impact Dust Monitoring (E-A1a)	2	3	4	5 Impact Dust Monitoring (E-A1a)	6
7	8	9	10 Impact Dust Monitoring (E-A1a)	11	12 Impact Dust Monitoring (E-A1a)	13
14	15	16	17	18 Impact Dust Monitoring (E-A1a)	19	20
21	22	23	24 Impact Dust Monitoring (E-A1a)	25	26	27
28	29	30 Impact Dust Monitoring (E-A1a)	1	2	3	4

Appendix O

Adverse Weather Warning Issued by Hong Kong Observatory

Rainstorm Warnings

	Warning and Signals	Start Time		End Time	
		hh:mm	dd/mon/yyyy	hh:mm	dd/mon/yyyy
	Black Rainstorm Warning Signal	23:45	04/Aug/2025	02:10	05/Aug/2025
	Red Rainstorm Warning Signal	02:10	05/Aug/2025	03:00	05/Aug/2025
	Amber Rainstorm Warning Signal	03:00	05/Aug/2025	05:20	05/Aug/2025
	Red Rainstorm Warning Signal	05:20	05/Aug/2025	05:50	05/Aug/2025
	Black Rainstorm Warning Signal	05:50	05/Aug/2025	17:05	05/Aug/2025
	Amber Rainstorm Warning Signal	17:05	05/Aug/2025	18:15	05/Aug/2025
	Amber Rainstorm Warning Signal	22:55	05/Aug/2025	00:30	06/Aug/2025

Due to adverse weather conditions on 5 August 2025, Air Quality monitoring was proposed to when weather conditions were stable.

**Central Kowloon Route
Buildings, Electrical and
Mechanical Works
Contract No. HY/2019/13
(Kai Tak East Area)**


Gammon Construction Limited

Contract No. HY/2019/13
**Central Kowloon Route – Buildings,
Electrical and Mechanical Works**

Monthly EM&A Report No. 59
(August 2025)

Version 1.0

Date of Report: 4 September 2025

Certified By	 <hr/>
	(Environmental Team Leader: Ms. Betty Choi)

REMARKS:

The information supplied and contained within this report is, to the best of our knowledge, correct at the time of printing.

CINOTECH accepts no responsibility for changes made to this report by third parties

CINOTECH CONSULTANTS LTD

Room 1710, Technology Park,
18 On Lai Street,
Shatin, NT, Hong Kong
Tel: (852) 2151 2083 Fax: (852) 3107 1388
Email: info@cinotech.com.hk



Environmental Permit No. EP-457/2013/D

Central Kowloon Route

Independent Environmental Checker Verification

Works Contract:	Buildings, Electrical and Mechanical Works (HY/2019/13)
-----------------	---


Reference Document/Plan

Document/Plan to be Certified/ Verified:	Monthly EM&A Report No.59 (Version 1.0) for Kai Tak East & Yau Ma Tei West Areas
Date of Report:	04 September 2025
Date received by IEC:	04 September 2025

Reference EP Condition

Environmental Permit Condition:	3.4
Submission of Monthly EM&A Report of the Project	
3.4 Four hard copies and one electronic copy of monthly EM&A Report shall be submitted to the Director within 2 weeks after the end of each reporting month throughout the entire construction period. The EM&A Reports shall include a summary of all non-compliance. The submissions shall be certified by the ET Leader and verified by the IEC as complying with the requirements as set out in the EM&A Manual before submission to the Director. Additional copies of the submission shall be provided to the Director upon request by the Director.	

IEC Verification

I hereby verify that the above referenced document /plan complies with the above referenced condition of EP-457/2013/D.	
	
Ms Mandy To	Date: 05 September 2025
Independent Environmental Checker	

Our ref: 0436942_IEC Verification Cert_BEM_Monthly EM&A Rpt No.59_20250905.docx

TABLE OF CONTENTS

Page

EXECUTIVE SUMMARY	1
1 INTRODUCTION.....	3
Background	3
Purpose of the Report.....	3
Project Organizations.....	3
Construction Activities undertaken during the Reporting Month	4
Summary of EM&A Requirements	4
Statuses of Environmental Licensing and Permitting	5
2 AIR QUALITY.....	6
Monitoring Requirements	6
Observations	6
3 NOISE.....	6
Monitoring Requirements	6
Observations	6
4 WASTE MANAGEMENT.....	7
Monitoring Requirements	7
Results and Observations.....	7
5 LANDSCAPE AND VISUAL	8
Monitoring Requirements	8
Results and Observations.....	8
6 ENVIRONMENTAL AUDIT	9
Site Audits.....	9
Implementation Status of Environmental Mitigation Measures	9
Implementation Status of Event and Action Plans	10
Summary of Complaint, Warning, Notification of any Summons and Successful Prosecution.....	10
Status of Required Submission under Environmental Permit.....	10
7 FUTURE KEY ISSUES.....	11
8 CONCLUSIONS AND RECOMMENDATIONS.....	12
Conclusions.....	12

LIST OF TABLES

Table I	Summary of Complaint/Summons/Prosecution in the Reporting Month
Table 1.1	Key Project Contacts
Table 1.2	Summary of Environmental Licensing and Permit Status
Table 4.1	Quantities of Waste Generated from the Project
Table 6.1	Observations and Recommendations of Site Inspections
Table 6.2	Status of Required Submission under Environmental Permit

LIST OF FIGURES

Figure 1.1	Site Layout Plan
Figure 1.2	Project Organisation for Environmental Monitoring and Audit

LIST OF APPENDICES

Appendix A	Construction Programme
Appendix B	Summary of Waste Generation and Disposal Records
Appendix C	Environmental Mitigation Implementation Schedule (EMIS)
Appendix D	Summaries of Environmental Complaint, Warning, Summon and Notification of Successful Prosecution

EXECUTIVE SUMMARY

Introduction

1. This is the 59th Monthly Environmental Monitoring and Audit (EM&A) Report prepared by the Environmental Team (ET), Cinotech Consultants Ltd., for Contract No. HY/2019/13 “Central Kowloon Route – Buildings, Electrical and Mechanical Works”. This report summarised the monitoring results and audit findings of the EM&A programme under the issued EP No. EP-457/2013/D, and in accordance with the EM&A programme in Kai Tak East Area during the reporting period from 1 August 2025 – 31 August 2025.
2. The major site activities undertaken in Kai Tak East Area in the reporting month included:
 - ABWF works

Environmental Monitoring Works

3. Environmental monitoring for the Project was performed in accordance with the EM&A Manual and the monitoring results were checked and reviewed. Joint weekly site inspections with the representative of ET, Engineer Representative and the Contractor for Contract No. HY/2019/13 were conducted on 6, 12, 19, & 26 August 2025, whereas joint site inspection with the representative of IEC was conducted on 12 August 2025. The implementation of the environmental mitigation measures, Event and Action Plans and environmental complaint handling procedures were also checked.
4. A summary of the non-compliance (exceedance) during the reporting month (August 2025) and the investigation results and/or follow-up actions is provided below:

Air Quality Monitoring

- No Action/Limit Level exceedance for 1-hour TSP was recorded.
- No Action/Limit Level exceedance for 24-hour TSP was recorded.

Landscape and Visual Monitoring

- No non-conformity for landscape and visual was recorded.

Complaint Handling, Prosecution and Public Engagement

5. Summary of complaint/summons/prosecution in the reporting month is tabulated in **Table I**.

Table I Summary of Complaint/Summons/Prosecution in the Reporting Month

Event	Event Details		Follow-up/ Remedial Actions	Status/ Remarks
	Number	Brief Description		
Complaints Received	0	-	-	-
Notification of Summons and Prosecutions Received	0	-	-	-

Reporting Changes

6. There were no reporting changes during the reporting month.

Future Key Issues

7. The key works or activities will be anticipated in the coming two months are as follows:
- ABWF works

1 INTRODUCTION

Background

- 1.1 Central Kowloon Route (CKR) is a 4.7km long dual 3-lane trunk road across Central Kowloon linking Yau Ma Tei Interchange in West Kowloon and the road network at Kai Tak Development and Kowloon Bay in East Kowloon. The underground tunnel section will be about 3.9km long. In particular, an underground tunnel of about 370m long in Kowloon Bay to the north of To Kwa Wan Typhoon Shelter will be constructed.
- 1.2 The Environmental Impact Assessment Report for Central Kowloon Route – Design and Construction (Register No.: AEIAR-171/2013) was approved under the Environmental Impact Assessment Ordinance (EIAO) on 11 July 2013. An Environmental Permit (EP No.: EP-457/2013) was issued on 9 August 2013. Variations of Environmental Permit (VEP) was subsequently applied and an EP (EP No. EP-457/2013/C) was issued on 16 January 2017. The latest EP (EP No. EP-457/2013/D) was issued by Environmental Protection Department (EPD) on 15 June 2021.
- 1.3 The construction of the CKR had been divided into different sections. This Contract No. HY/2019/13 – Central Kowloon Route – Buildings, Electrical and Mechanical Works (“The Project”) will include the architectural, civil and structural construction works of Yau Ma Tei Ventilation Building (YVB), Ho Man Tin Ventilation Building (HVB), Kai Tak Ventilation Building (KVB) and Central Kowloon Route Administration Building (ADB) for the CKR. The landscaping and electrical and mechanical (E&M) works within the building sites will be involved as well.
- 1.4 Cinotech Consultants Limited was assigned as the Environmental Team (ET) to undertake the EM&A works for the Project. The construction of this Contract was commenced on 12th December 2020.

Purpose of the Report

- 1.5 This is the 59th Monthly EM&A Report which summarises the impact monitoring results and audit findings for the EM&A programme in Kai Tak East Area during the reporting period from 1 August 2025 – 31 August 2025. The Kai Tak East Area site layout plan for the Project is shown in **Figure 1.1**.

Project Organizations

- 1.6 Different Parties with different levels of involvement in the project organization include:
 - Project Proponent – Highways Department (HyD)
 - Engineer Representative (ER) – Arup – Mott MacDonald Joint Venture (AMMJV)
 - Environmental Team (ET) – Cinotech Consultants Limited (Cinotech)
 - Independent Environmental Checker (IEC) – Environmental Resources Management – Hong Kong Limited (ERM)
 - Contractor – Gammon Construction Limited (GCL)

1.7 The key contacts of the Project are shown in **Table 1.1**.

Table 1.1 Key Project Contacts

Party	Role	Contact Person	Phone No.
AMMJV	Engineer Representative	Mr. Tommy Wong	3695 0419
Cinotech	Environmental Team	Ms. Betty Choi	2151 2072
ERM	Independent Environmental Checker	Ms. Mandy To	2271 3113
GCL	Contractor	Mr. William Chan	5408 3045

1.8 The Organizational Structure for Environmental Management is shown in **Figure 1.2**.

Construction Activities undertaken during the Reporting Month

1.9 The construction programme is presented in **Appendix A**.

1.10 The major site activities undertaken in the reporting month included:

- ABWF works

Summary of EM&A Requirements

1.11 The EM&A programme requires air quality monitoring, landscape and visual monitoring and environmental site audit. The EM&A requirements for each parameter are described in the following sections, including:

- Environmental requirements and mitigation measures, as recommended in the EM&A Manual under the EP.

1.12 The advice on the implementation status of environmental protection and pollution control/mitigation measures is summarized in Section 6 of this report.

Statutes of Environmental Licensing and Permitting

1.13 All permits/licenses obtained for the Project are summarized in **Table 1.2**.

Table 1.2 Summary of Environmental Licensing and Permit Status

Permit / License No.	Valid Period		Status
	From	To	
Environmental Permit (EP)			
EP-457/2013/D	15 Jun 2021	N/A	Valid
Notification of Construction Works under Air Pollution Control Ordinance (APCO)			
457346	19 Jun 2020	End of Project	Valid
Billing Account for Construction Waste Disposal			
7037679	26 Jun 2020	N/A	Valid
Registration of Chemical Waste Producer – Kai Tak			
5211-286-G2347-54	15 Jul 2020	N/A	Valid
Wastewater Discharge Licence - Kai Tak			
WT00037178-2020	18 Dec 2020	31 Dec 2025	Valid
Wastewater Discharge Licence at Kai Tak Site office			
WT00041796-2022	20 Sep 2022	30 Sep 2027	Valid
Construction Noise Permit - Kai Tak Site			
GW-RE0727-25	2 Jul 2025	1 Jan 2026	Valid
Construction Noise Permit for Works at 2nd office			
GW-RE0152-25	2 Mar 2025	31 Aug 2025	Valid

2 AIR QUALITY

Monitoring Requirements

- 2.1 As all of the air quality (1-hour TSP and 24-hour TSP) monitoring works in Kai Tak East Area are currently covered under the Contract No. HY/2018/02 (Central Kowloon Route - Kai Tak East), the corresponding monitoring parameters, equipment, methodology, results and established Action and Limit Levels could be referred to Section 3 of the EM&A report for Contract No. HY/2018/02 during this reporting month.

Observations

- 2.2 No Action/Limit Level exceedance was recorded for all 1-hour TSP and 24-hour TSP monitoring in the reporting month.
- 2.3 Site audits were carried out on a weekly basis to monitor and audit the timely implementation of air quality mitigation measures within the site boundaries of this Project. The summary of site audits is shown in **Table 6.1** of this report.

3 NOISE

Monitoring Requirements

- 3.1 As no Noise Sensitive Receiver (NSR) is located within 300m from the boundary of Kai Tak East Area, no construction noise monitoring is required in Kai Tak East Area for this Project.

Observations

- 3.2 Site audits were carried out on a weekly basis to monitor and audit the timely implementation of construction noise mitigation measures within the site boundaries of this Project. The summary of site audits is shown in **Table 6.1** of this report.

4 WASTE MANAGEMENT

Monitoring Requirements

- 4.1 Waste generated from this Project includes inert construction and demolition (C&D) materials and non-inert C&D materials. Inert C&D waste includes soil, broken rock, broken concrete and building debris, while non-inert C&D materials are made up of C&D waste which cannot be reused or recycled and has to be disposed of at the designated landfill sites.

Results and Observations

- 4.2 The quantities of different types of waste generated in the reporting month are summarised in **Table 4.1**. Details of the amount of wastes generated by the major site activities of this Project during the reporting month is shown in **Appendix B**.

Table 4.1 Quantities of Waste Generated from the Project

Reporting Period	Quantity						
	Inert C&D Materials		Non-inert C&D Materials				
	Total Quantity Generated (in '000m ³)	Disposed as Public Fill (in '000m ³)	Others, e.g. general refuse (in '000m ³)	Metals (in '000kg)	Paper/cardboard Packaging (in '000kg)	Plastics (in '000kg)	Chemical waste (in '000kg)
Aug 2025	0.031	0.031	0.304	0	0	0	0

- 4.3 Site audits were carried out on a weekly basis to monitor and audit to ensure that proper storage, transportation, and disposal practices of waste materials generated during construction activities, such as construction and demolition (C&D) materials and general refuse are being implemented. The summary of site audits is shown in **Table 6.1** of this report. The implementation status of the waste/chemical management measures in the reporting period are summarized in **Appendix C**.

5 LANDSCAPE AND VISUAL

Monitoring Requirements

- 5.1 According to the EM&A Manual, site audits would be undertaken during the construction phase of the Project to check that the proposed landscape and visual mitigation measures are properly implemented and maintained as per their intended objectives. Site inspections of the implementation of landscape and visual mitigation measures would be undertaken at least once every two weeks during the construction period.

Results and Observations

- 5.2 Bi-weekly inspection of the implementation of landscape and visual mitigation measures within the site boundaries of this Project was conducted on 12 & 26 August 2025. The implementation status of the landscape and visual mitigation measures in the reporting period are summarized in **Appendix C**. The summary of observations and recommendations made for landscape and visual mitigation measures during site audits are shown in **Table 6.1** of this report.
- 5.3 No non-compliance of the landscape and visual impact was recorded in the reporting month.

6 ENVIRONMENTAL AUDIT

Site Audits

- 6.1 Site audits were carried out on a weekly basis to monitor the timely implementation of proper environmental management practices and mitigation measures in the Project site.
- 6.2 Site audits for Contract No. HY/2019/13 were conducted on 6, 12, 19, & 26 August 2025 in the reporting month. Joint site inspection with the representative of IEC was conducted on 12 August 2025. No non-compliance was observed during the site audit.

Implementation Status of Environmental Mitigation Measures

- 6.3 According to Environmental Permit, the approved EIA Report (Register No.: AEIAR-171/2013), and the EM&A Manual of the Project, the mitigation measures detailed in the documents are recommended to be implemented during the construction phase. An Environmental Mitigation Implementation Schedule (EMIS) is provided in **Appendix C**.
- 6.4 The ET weekly site inspections were carried out during the reporting month and the observations and follow-up actions in Kai Tak East Area are summarized in **Table 6.1**.

Table 6.1 Observations and Recommendations of Site Inspections

Parameters	Date	Observations	Follow-up Actions
<i>Water Quality</i>	N/A	No environmental deficiency was identified in the reporting period.	N/A
<i>Air Quality</i>	N/A	No environmental deficiency was identified in the reporting period.	N/A
<i>Noise</i>	N/A	No environmental deficiency was identified in the reporting period.	N/A
<i>Waste / Chemical Management</i>	6, 12 Aug 2025	Drip tray should be provided for chemicals.	Chemicals have been removed.
<i>Land Contamination</i>	N/A	No environmental deficiency was identified in the reporting period.	N/A
<i>Landscape and Visual</i>	N/A	No environmental deficiency was identified in the reporting period.	N/A
<i>Permits /Licences</i>	N/A	No environmental deficiency was identified in the reporting period.	N/A

Implementation Status of Event and Action Plans

- 6.5 The Event and Action Plans for noise could be referred to **Appendix D** of the EM&A report in Contract No. HY/2018/02.

Air Quality Monitoring

- No Action/Limit Level exceedance for 1-hour TSP was recorded.
- No Action/Limit Level exceedance for 24-hour TSP was recorded.

Landscape and Visual Monitoring

- No non-conformity for landscape and visual was recorded.

Summary of Complaint, Warning, Notification of any Summons and Successful Prosecution

- 6.6 No environmental complaint and no warning, notifications of summons and successful prosecutions was received in the reporting month. The summary of environmental complaint, warning, summon and notification of successful prosecution for the Project is presented in Appendix D.
- 6.7 Status of required submission under EP-457/2013/D during the reporting period are summarized in **Table 6.2**.

Table 6.2 Status of Required Submission under Environmental Permit

EP Condition (EP-457/2013/D)	Submission	Submission Date
Condition 3.4	Monthly EM&A Report (July 2025)	12 August 2025

7 FUTURE KEY ISSUES

7.1 Major site activities undertaken for the coming two months include:

- ABWF works

7.2 Key environmental issues in the coming two months include:

- Stockpile accumulation on-site;
- Water spraying for dust generating activities and on haul road;
- Wastewater and runoff discharge from site;
- Coverage of open manholes to avoid dirty runoff to drainage system;
- Noise from operation of the equipment, especially for excavation works and machinery onsite;
- Accumulation of general refuse and construction waste on-site;
- Proper storage of construction materials on-site; and
- Storage of chemicals/fuel and chemical waste/waste oil on-site.

8 CONCLUSIONS AND RECOMMENDATIONS

Conclusions

- 8.1 This is the 59th Monthly EM&A Report which presents the EM&A works undertaken in Kai Tak East Area during the reporting month from 1 August 2025 – 31 August 2025 in accordance with the EM&A Manual and the requirements under the EP.

Air Quality Monitoring

- 8.2 No Action/Limit Level exceedance was recorded for all 1-hour and 24-hour TSP monitoring in the reporting month.

Landscape and visual

- 8.3 No non-compliance was recorded in the reporting month.

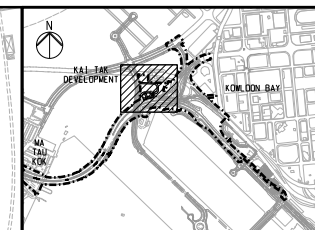
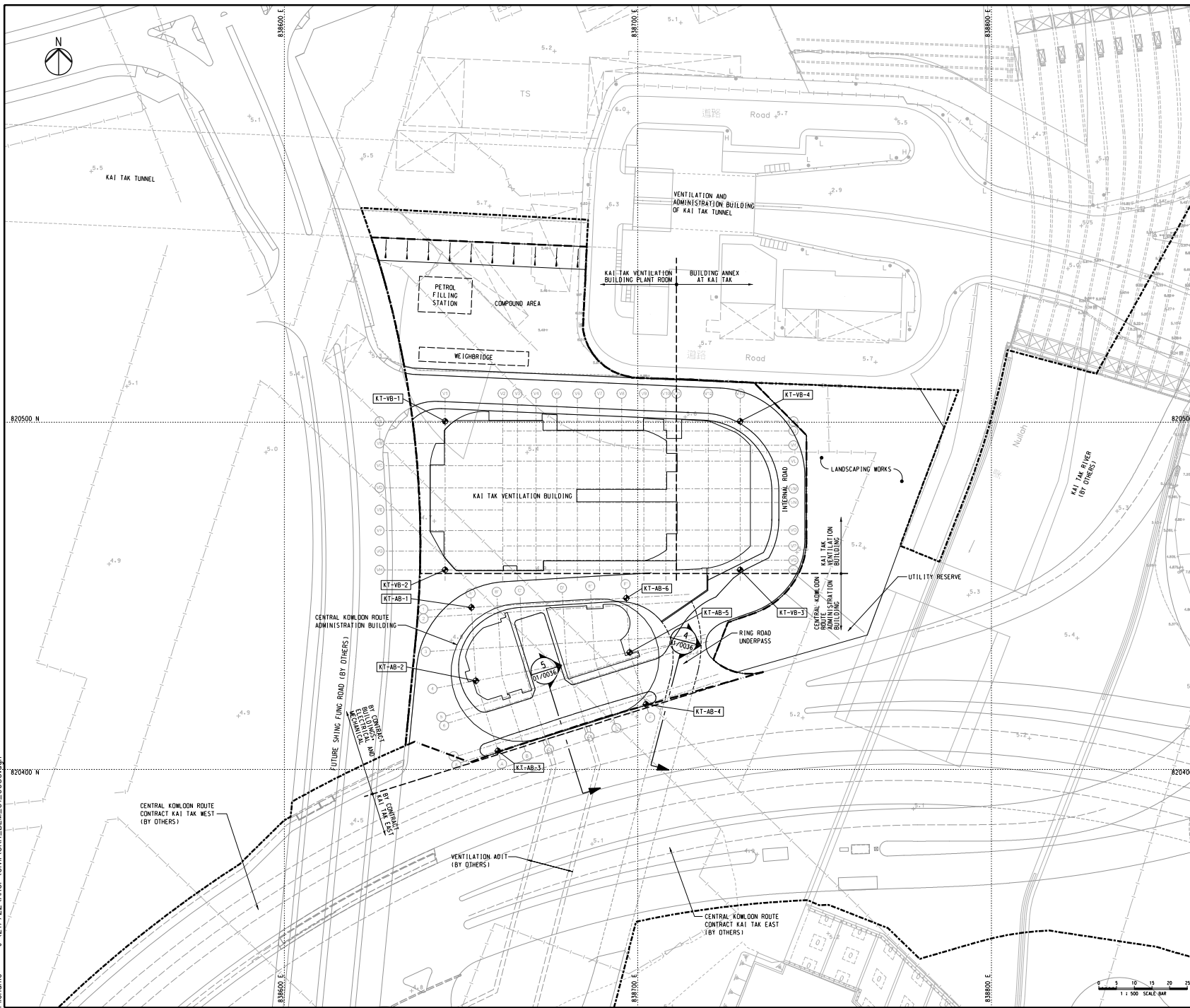
Site Audit

- 8.4 4 ET joint weekly environmental site inspections were conducted in the reporting month. Joint weekly site inspections with the representative of ET, Engineer Representative and the Contractor for Contract No. HY/2019/13 were conducted on 6, 12, 19 & 26 August 2025, whereas joint site inspection with the representative of IEC was conducted on 12 August 2025. All environmental deficiencies observed during site inspections were rectified by the Contractor.

Complaint, Notification of Summons and Successful Prosecution

- 8.5 No environmental complaint and no notifications of summons and successful prosecutions were received in the reporting month.

FIGURES



KEY PLAN

NOTES
 1. FOR NOTES AND LEGEND, REFER TO DRAWING NO. CR/BEM/01/0011.

LEGEND
 --- BOUNDARIES OF THE SITE
 --- BUILDING SITE BOUNDARY

SETTING OUT TABLE OF BUILDING GRID LINES

SETTING OUT POINT	CO-ORDINATES	
	EASTING	NORTHING
KT-VB-1	838645.490	820500.230
KT-VB-2	838645.490	820458.230
KT-VB-3	838728.940	820458.230
KT-VB-4	838728.940	820500.230
KT-AB-1	838652.940	820447.607
KT-AB-2	838654.192	820426.883
KT-AB-3	838660.424	820407.065
KT-AB-4	838702.302	820420.233
KT-AB-5	838697.487	820434.911
KT-AB-6	838696.760	820450.255

00	ISSUE FOR TENDER	LFM	09/19
Rev.	Description	By	Date
1	ISSUE FOR TENDER	LFM	09/19

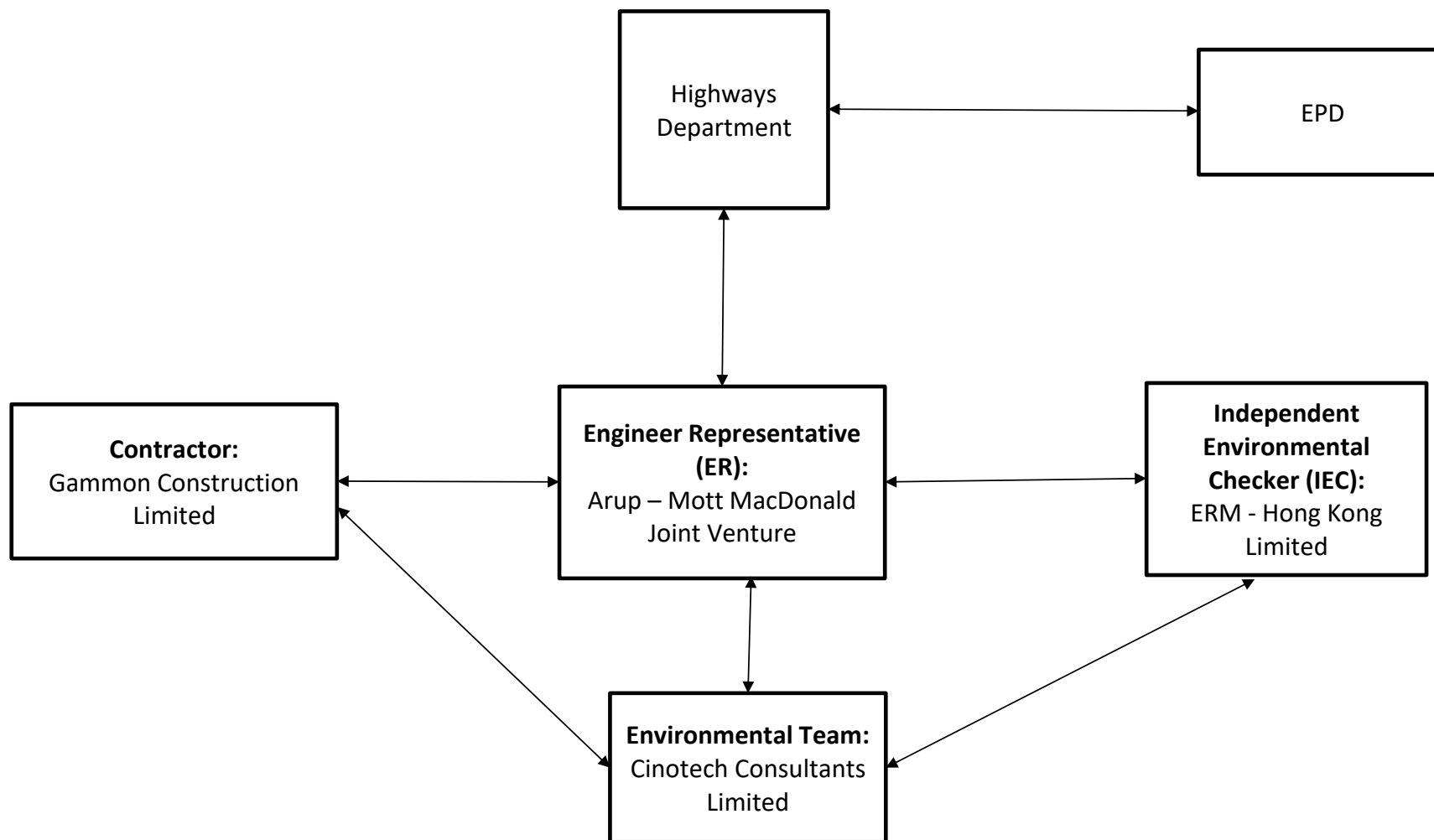
ARUP **MOTT MACDONALD**
 Arup-Mott MacDonald Joint Venture

Project title
 Contract No. HY/2019/13
 Central Kowloon Route - Buildings, Electrical and Mechanical

Drawing title
 GENERAL LAYOUT PLAN
 KAI TAK VENTILATION BUILDING AND CENTRAL KOWLOON ROUTE ADMINISTRATION BUILDING

Drawing no. DRAWING NO.	1.1	Rev. REV.	00
Drawn By 繪圖	RY	Checked By 校核	KAC
Scale 比例	1:500 @ A1	Approved By 批准人	EC
		Status 階段	TENDER

路政署
 HIGHWAYS DEPARTMENT
 主要工程管理局
 MAJOR WORKS PROJECT MANAGEMENT OFFICE

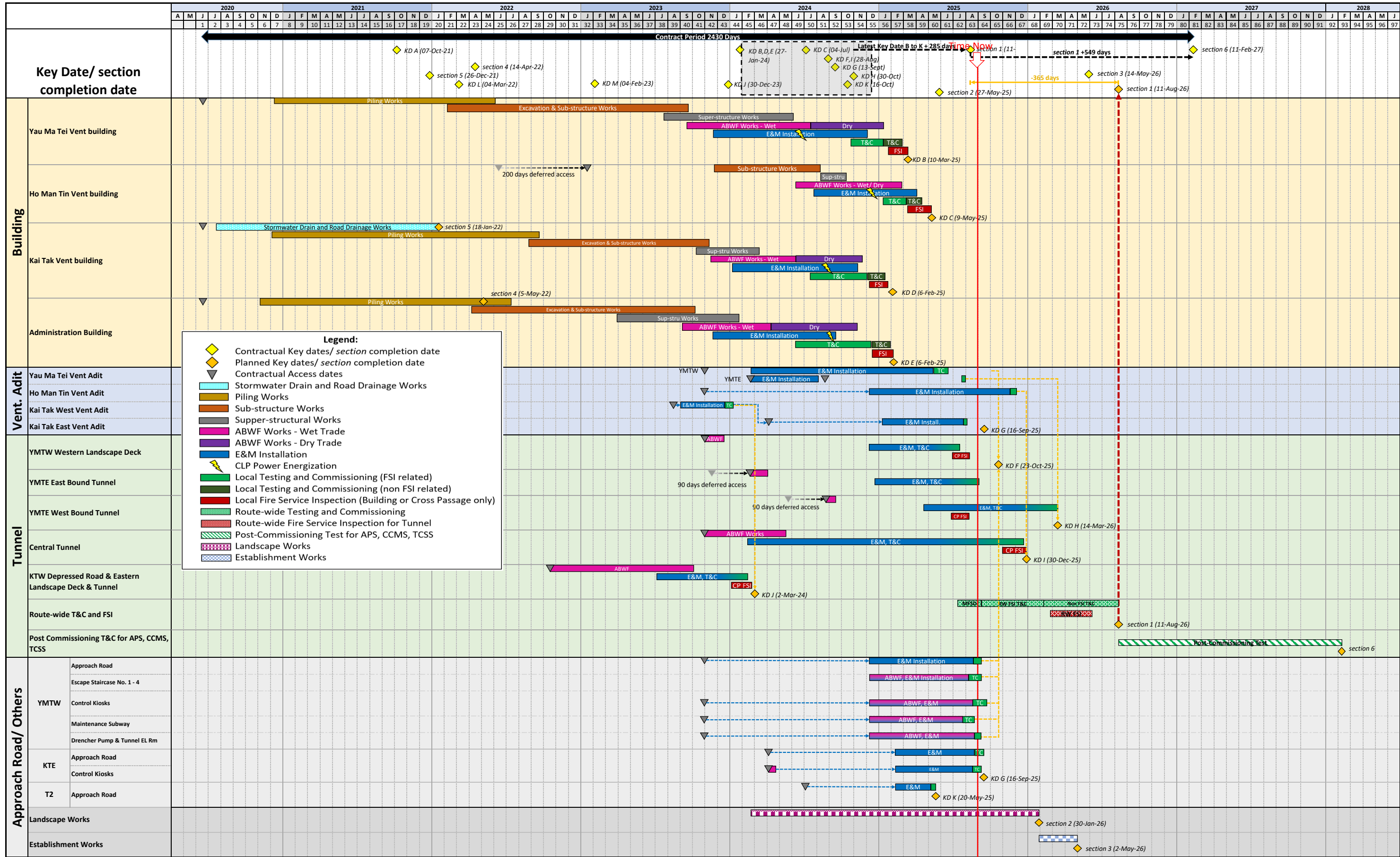


CINOTECH

Contract No. HY/2019/13
Central Kowloon Route – Buildings, Electrical and Mechanical Works
Project Organisation For Environmental Monitoring and Audit

SCALE	N.T.S.	DATE	Nov 2020
CHECK	BC	DRAWN	EH
JOB NO.	MA20024	FIGURE NO.	1.2

APPENDIX A
CONSTRUCTION PROGRAMME



APPENDIX B
SUMMARY OF WASTE GENERATION
AND DISPOSAL RECORDS

Monthly Summary Waste Flow Table

[PS Clauses 25.24(11)S & 25.34(16)(a)]

Annex 4 to Appendix C

Name of Department: HyD

Contract No.: HY/2019/13

Central Kowloon Route - Buildings, Electrical and Mechanical Works

Kai Tak Site Area

Monthly Summary Waste Flow Table for 2025 (year)

Month	Actual Quantities of Inert C&D Materials Generated Monthly						Actual Quantities of C&D Waste Generated Monthly					
	Total Quantity Generated	Hard Rock and Large Broken Concrete (see Note 5)	Reused in the Contract (see Note 5)	Reused in other Projects (see Note 5)	Disposed as Public Fill (see Note 5)	Imported Fill (see Note 5)	Metals	Paper / cardboard packaging	Plastics (see Note 3)	Chemical Waste (see Note 5)	Marine Sediment (see Note 7)	Others, e.g. general refuse (see Note 5)
	(in '000m3)	(in '000m3)	(in '000m3)	(in '000m3)	(in '000m3)	(in '000m3)	(in '000kg)	(in '000kg)	(in '000kg)	(in '000kg)	(in '000m3)	(in '000m3)
Jan	0.084	0.000	0.000	0.000	0.084	0.000	0.000	0.000	0.000	0.000	0.000	0.805
Feb	0.016	0.000	0.000	0.000	0.016	0.000	0.000	0.000	0.000	0.000	0.000	0.753
Mar	0.015	0.000	0.000	0.000	0.015	0.000	0.000	0.000	0.000	0.000	0.000	0.618
Apr	0.004	0.000	0.000	0.000	0.004	0.000	0.000	0.000	0.000	0.000	0.000	0.480
May	0.467	0.000	0.000	0.000	0.467	0.000	0.000	0.000	0.000	0.000	0.000	0.534
Jun	0.009	0.000	0.000	0.000	0.009	0.000	0.000	0.000	0.000	0.000	0.000	0.368
Sub-Total	0.595	0.000	0.000	0.000	0.595	0.000	0.000	0.000	0.000	0.000	0.000	3.557
Jul	0.000	0.000	0.000	0.000	0.000	0.000	0.000	0.000	0.000	0.000	0.000	0.173
Aug	0.031	0.000	0.000	0.000	0.031	0.000	0.000	0.000	0.000	0.000	0.000	0.304
Sep	0.000	0.000	0.000	0.000	0.000	0.000	0.000	0.000	0.000	0.000	0.000	0.000
Oct	0.000	0.000	0.000	0.000	0.000	0.000	0.000	0.000	0.000	0.000	0.000	0.000
Nov	0.000	0.000	0.000	0.000	0.000	0.000	0.000	0.000	0.000	0.000	0.000	0.000
Dec	0.000	0.000	0.000	0.000	0.000	0.000	0.000	0.000	0.000	0.000	0.000	0.000
Total (2025)	0.626	0.000	0.000	0.000	0.626	0.000	0.000	0.000	0.000	0.000	0.000	4.034
Total (whole)	111.053	0.000	0.782	2.615	107.656	0.000	0.000	0.000	0.000	1.080	0.000	22.257

Note:

- (1) The performance targets are given in PS Clause 25.24
- (2) The waste flow table shall also include C&D materials that are specified in the Contract to be imported for use at the Sites.
- (3) Plastics refer to plastic bottles/containers, plastic sheets/foam from packaging materials, and water barriers
- (4)

The summary table shall be submitted to the Project Manager monthly together with the Waste Flow Table for review and monitoring in accordance with the PS Clause 25.24
- (5) Density values and Bulk Factors adopted:

Hard Rock and Large Broken Concrete:	2.4 T/m3 (in-situ)	Bulk Factor:	1.25
Soil / Fill:	2.0 T/m3 (in-situ)	Bulk Factor:	1.1
Marine Sediment:	1.7 T/m3 (in-situ)	Bulk Factor:	1.3
General Refuse:	400 kg/m3		
Chemical Waste (mainly used lubricant):	900 kg/m3		
Tree Trunk / Tree Stump:	850 kg/m3 (in-situ)	Bulk Factor:	1.1
- (6) The reported and forecast volume figures are in "bulk" volume, with Bulk Factor applied as per Note (5)
- (7) This figure refers to marine sediment disposed via dumping at sea. Treated Sediment for Reuse on-site will be categorized into "Reused in the Contract"

APPENDIX C
ENVIRONMENTAL MITIGATION
IMPLEMENTATION SCHEDULE (EMIS)

EIA Ref.	EM&A Ref.	Recommended Mitigation Measures	Objectives of the Recommended Measures & Main Concern to Address	Implementation Agent	Location / Timing	Implementation Stage	Requirements and/ or standards to be achieved	Implementation Status
Construction Dust Impact								
S4.3.10	D1	The contractor shall follow the procedures and requirements given in the Air Pollution Control (Construction Dust) Regulation	Minimize dust impact at the nearby sensitive receivers	Contractor	All construction sites	Construction stage	- APCO - To control the dust impact to meet HKAQO and TM-EIA criteria	^
S4.3.10	D2	Mitigation measures in form of regular watering under a good site practice should be adopted. Watering once per hour on exposed worksites and haul road should be conducted to achieve dust removal efficiencies of 91.7%. While the above watering frequencies are to be followed, the extent of watering may vary depending on actual site conditions but should be sufficient to maintain an equivalent intensity of no less than 1.3 L/m ² to achieve the dust removal efficiency.	Minimize dust impact at the nearby sensitive receivers	Contractor	All construction sites	Construction stage	- APCO - To control the dust impact to meet HKAQO and TM-EIA criteria	^
S4.3.10	D3	Proper watering at exposed spoil should be undertaken throughout the construction phase.	Minimize dust impact at the nearby sensitive receivers	Contractor	All construction sites	Construction stage	- APCO - To control the dust impact to meet HKAQO and TM-EIA criteria	^
		Any excavated or stockpile of dusty material should be covered entirely by impervious sheeting or sprayed with water to maintain the entire surface wet and then removed or backfilled or reinstated where practicable within 24 hours of the excavation or unloading.						^
		Any dusty materials remaining after a stockpile is removed should be wetted with water and cleared from the surface of roads.						^
		A stockpile of dusty material should not be extended beyond the pedestrian barriers, fencing or traffic cones.						^
		The load of dusty materials on a vehicle leaving a construction site should be covered entirely by impervious sheeting to ensure that the dusty materials do not leak from the vehicle.						^
		Where practicable, vehicle washing facilities with high pressure water jet should be provided at every discernible or designated vehicle exit point. The area where vehicle washing takes place and the road section between the washing facilities and the exit point should be paved with concrete, bituminous materials or hardcores.						^

EIA Ref.	EM&A Ref.	Recommended Mitigation Measures	Objectives of the Recommended Measures & Main Concern to Address	Implementation Agent	Location / Timing	Implementation Stage	Requirements and/ or standards to be achieved	Implementation Status
		When there are open excavation and reinstatement works, hoarding of not less than 2.4m high should be provided and properly maintained as far as practicable along the site boundary with provision for public crossing. Good site practice shall also be adopted by the Contractor to ensure the conditions of the hoardings are properly maintained throughout the construction period.						^
		The portion of any road leading only to construction site that is within 30m of a vehicle entrance or exit should be kept clear of dusty materials.						^
		Surfaces where any pneumatic or power-driven drilling, cutting, polishing or other mechanical breaking operation takes place should be sprayed with water or a dust suppression chemical continuously.						^
		Any area that involves demolition activities should be sprayed with water or a dust suppression chemical immediately prior to, during and immediately after the activities so as to maintain the entire surface wet						^
		Where a scaffolding is erected around the perimeter of a building under construction, effective dust screens, sheeting or netting should be provided to enclose the scaffolding from the ground floor level of the building, or a canopy should be provided from the first floor level up to the highest level of the scaffolding.						N/A
		Any skip hoist for material transport should be totally enclosed by impervious sheeting.						^
		Every stock of more than 20 bags of cement or dry-pulverised fuel ash (PFA) should be covered entirely by impervious sheeting or placed in an area sheltered on the top and the 3 sides						^
		Cement or dry PFA delivered in bulk should be stored in a closed silo fitted with an audible high level alarm which is interlocked with the material filling line and no overfilling is allowed.						N/A
		Loading, unloading, transfer, handling or storage of bulk cement or dry PFA should be carried out in a totally enclosed system or facility, and any vent or exhaust should be fitted with an effective fabric filter or equivalent air pollution control system.						^

EIA Ref.	EM&A Ref.	Recommended Mitigation Measures	Objectives of the Recommended Measures & Main Concern to Address	Implementation Agent	Location / Timing	Implementation Stage	Requirements and/ or standards to be achieved	Implementation Status
		Exposed earth should be properly treated by compaction, turfing, hydroseeding, vegetation planting or sealing with latex, vinyl, bitumen, shotcrete or other suitable surface stabilizer within six months after the last construction activity on the construction site or part of the construction site where the exposed earth lies.						N/A
S4.3.10	D6	Implement regular dust monitoring under EM&A programme during the construction stage.	Monitoring of dust impact	Contractor	Selected rep. dust monitoring station	Construction stage	- TM-EIA	^
Construction Noise (Airborne)								
S5.4.1	N1	Only well-maintained plant should be operated on-site and plant should be serviced regularly during the construction programme.	Control construction airborne noise	Contractor	All construction sites	Construction stage	- Annex 5, TM-EIAO	^
		Machines and plant (such as trucks, cranes) that may be in intermittent use should be shut down between work periods or should be throttled down to a minimum.						^
		Plant known to emit noise strongly in one direction, where possible, be orientated so that the noise is directed away from nearby NSRs.						^
		Silencers or mufflers on construction equipment should be properly fitted and maintained during the construction works.						^
		Mobile plant should be sited as far away from NSRs as possible and practicable.						^
		Material stockpiles, mobile container site office and other structures should be effectively utilized, where practicable, to screen noise from on-site construction activities.						N/A
S5.4.1	N2	Install temporary hoarding located on the site boundaries between noisy construction activities and NSRs. The conditions of hoardings shall be properly maintained throughout the construction period.	Reduce the construction noise levels at low-level zone of NSRs through partial screening	Contractor	All construction sites	Construction stage	- Annex 5, TM-EIAO	^

EIA Ref.	EM&A Ref.	Recommended Mitigation Measures	Objectives of the Recommended Measures & Main Concern to Address	Implementation Agent	Location / Timing	Implementation Stage	Requirements and/ or standards to be achieved	Implementation Status
S5.4.1	N3	Install movable noise barriers (typical design is wooden framed barrier with a small-cantilevered on a skid footing with 25mm thick internal sound absorptive lining), acoustic mat or full enclosure, screen the noisy plants including air compressors, generators and handheld breakers, etc.	Screen the noisy plant items to be used at all construction sites	Contractor	All construction sites where practicable	Construction stage	- Annex 5, TM-EIAO	N/A
S5.4.1	N4	Use 'Quiet plants'	Reduce the noise levels of plant items	Contractor	All construction sites where practicable	Construction stage	- Annex 5, TM-EIAO	^
S5.4.1	N5	Loading/ unloading activities should be carried out inside the full enclosure of mucking out points.	Reduce the noise levels of loading/ unloading activities	Contractor	Mucking out locations	Construction stage	- Annex 5, TM-EIAO	^
S5.4.1	N6	Sequencing operation of construction plants where practicable.	Operate sequentially within the same work site to reduce the construction airborne noise	Contractor	All construction sites where practicable	Construction stage	- Annex 5, TM-EIAO	^
S5.4.1	N7	Implement a noise monitoring programme under EM&A programme.	Monitor the construction noise levels at the selected representative locations	Contractor	Selected rep. noise monitoring station	Construction stage	- TM-EIAO	N/A
Water Quality (Construction Phase)								
S6.9.1.1	W1	<u>Construction Runoff</u> At the start of site establishment, perimeter cut-off drains to direct off-site water around the site should be constructed with internal drainage works and erosion and sedimentation control facilities implemented. Channels (both temporary and permanent drainage pipes and culverts), earth bunds or sand bag barriers should be provided on site to direct stormwater to silt removal facilities. The design of the temporary on-site drainage system will be undertaken by the contractor prior to the commencement of construction.	To minimize water quality impact from the construction site runoff and general construction activities	Contractor	All construction sites where practicable	Construction stage	- Water Pollution Control Ordinance - ProPECC PN 1/94 - TM-EIAO - TM-DSS	^

EIA Ref.	EM&A Ref.	Recommended Mitigation Measures	Objectives of the Recommended Measures & Main Concern to Address	Implementation Agent	Location / Timing	Implementation Stage	Requirements and/or standards to be achieved	Implementation Status
		The dikes or embankments for flood protection should be implemented around the boundaries of earthwork areas. Temporary ditches should be provided to facilitate the runoff discharge into an appropriate watercourse, through a silt/ sediment trap. The sediment/ silt traps should be incorporated in the permanent drainage channels to enhance deposition rates.						^
		The design of efficient silt removal facilities should be based on the guidelines in Appendix A1 of ProPECC PN 1/94, which states that the retention time for silt/ sand traps should be 5 minutes under maximum flow conditions. Sizes may vary depending upon the flow rate, but for a flow rate of 0.1 m ³ /s a sedimentation basin of 30 m ³ would be required and for a flow rate of 0.5 m ³ /s the basin would be 150 m ³ . The detailed design of the sand/ silt traps shall be undertaken by the contractor prior to the commencement of construction.						^
		All exposed earth areas should be completed and vegetated as soon as possible after earthworks have been completed, or alternatively, within 14 days of the cessation of earthworks where practicable. Exposed slope surfaces should be covered by tarpaulin or other means.						N/A
		The overall slope of the site should be kept to a minimum to reduce the erosive potential of surface water flows, and all traffic areas and access roads protected by coarse stone ballast. An additional advantage accruing from the use of crushed stone is the positive traction gained during prolonged periods of inclement weather and the reduction of surface sheet flows.						N/A
		All drainage facilities and erosion and sediment control structures should be regularly inspected and maintained to ensure proper and efficient operation at all times and particularly following rainstorms. Deposited silt and grit should be removed regularly and disposed of by spreading evenly over stable, vegetated areas.						^
		Measures should be taken to minimize the ingress of site drainage into excavations. If the excavation of trenches in wet periods is necessary, they should be dug and backfilled in short sections wherever practicable. Water pumped out from trenches or foundation excavations should be discharged into storm drains via silt removal facilities.						^

EIA Ref.	EM&A Ref.	Recommended Mitigation Measures	Objectives of the Recommended Measures & Main Concern to Address	Implementation Agent	Location / Timing	Implementation Stage	Requirements and/ or standards to be achieved	Implementation Status
		Open stockpiles of construction materials (for example, aggregates, sand and fill material) of more than 50m3 should be covered with tarpaulin or similar fabric during rainstorms. Measures should be taken to prevent the washing away of construction materials, soil, silt or debris into any drainage system.						^
		Manholes should always be adequately covered and temporarily sealed so as to prevent silt, construction materials or debris being washed into the drainage system and storm runoff being directed into foul sewers.						^
		Precautions be taken at any time of year when rainstorms are likely, actions to be taken when a rainstorm is imminent or forecasted, and actions to be taken during or after rainstorms are summarized in Appendix A2 of ProPECC PN 1/94. Particular attention should be paid to the control of silty surface runoff during storm events, especially for areas located near steep slopes.						^
		All vehicles and plant should be cleaned before leaving a construction site to ensure no earth, mud, debris and the like is deposited by them on roads. An adequately designed and site wheel washing facilities should be provided at every construction site exit where practicable. Wash-water should have sand and silt settled out and removed at least on a weekly basis to ensure the continued efficiency of the process. The section of access road leading to, and exiting from, the wheel wash bay to the public road should be paved with sufficient backfall toward the wheel wash bay to prevent vehicle tracking of soil and silty water to public roads and drains.						^
		Oil interceptors should be provided in the drainage system downstream of any oil/ fuel pollution sources. The oil interceptors should be emptied and cleaned regularly to prevent the release of oil and grease into the storm water drainage system after accidental spillage. A bypass should be provided for the oil interceptors to prevent flushing during heavy rain.						^
		Construction solid waste, debris and rubbish on site should be collected, handled and disposed of properly to avoid water quality impacts.						^

EIA Ref.	EM&A Ref.	Recommended Mitigation Measures	Objectives of the Recommended Measures & Main Concern to Address	Implementation Agent	Location / Timing	Implementation Stage	Requirements and/or standards to be achieved	Implementation Status
		All fuel tanks and storage areas should be provided with locks and sited on sealed areas, within bunds of a capacity equal to 110% of the storage capacity of the largest tank to prevent spilled fuel oils from reaching water sensitive receivers nearby.						^
		Adopt best management practices.						^
		All earth works should be conducted sequentially to limit the amount of construction runoff generated from exposed areas during the wet season (April to September) as far as practicable.						^
S6.9.1.2	W2	<u>Tunneling Works and Underground Works</u> Cut-&-cover tunneling work should be conducted sequentially to limit the amount of construction runoff generated from exposed areas during the wet season (April to September) as far as practicable.	To minimize construction water quality impact from tunneling works	Contractor	All tunneling portion	Construction stage	- Water Pollution Control Ordinance - ProPECC PN 1/94 - TM-EIAO - TM-DSS	N/A
		Uncontaminated discharge should pass through sedimentation tanks prior to off-site discharge.						N/A
		The wastewater with a high concentration of SS should be treated (e.g. by sedimentation tanks with sufficient retention time) before discharge. Oil interceptors would also be required to remove the oil, lubricants and grease from the wastewater.						N/A
		Direct discharge of the bentonite slurry (as a result of D-wall) is not allowed. It should be reconditioned and reused wherever practicable. Temporary storage locations (typically a properly closed warehouse) should be provided on site for any unused bentonite that needs to be transported away after all the related construction activities area completed. The requirements in ProPECC PN 1/94 should be adhered to in the handling and disposal of bentonite slurries.						N/A
S6.9.1.3	W3	<u>Sewage Effluent</u> Portable chemical toilets and sewage holding tanks are recommended for handling the construction sewage generated by the workforce. A licensed contractor should be employed to provide appropriate and adequate portable toilets and be responsible for appropriate disposal and maintenance.	To minimize water quality from sewage effluent	Contractor	All construction sites where practicable	Construction stage	- Water Pollution Control Ordinance - TM-DSS	^

EIA Ref.	EM&A Ref.	Recommended Mitigation Measures	Objectives of the Recommended Measures & Main Concern to Address	Implementation Agent	Location / Timing	Implementation Stage	Requirements and/ or standards to be achieved	Implementation Status
S6.9.1.5	W4	<u>Groundwater from Potential Contaminated Area:</u> No direct discharge of groundwater from contaminated areas should be adopted.	To minimize groundwater quality impact from contaminated area	Contractor	Excavation areas where contamination is found	Construction stage	- Water Pollution Control Ordinance - TM-EIAO - TM-DSS	^
		A discharge license under the WPCO through the Regional Office of EPD for groundwater discharge should be applied. Prior to the excavation works within these potentially contaminated areas, the groundwater quality should be reviewed during the process of discharge license application. The compliance to the Technical Memorandum on Standards for Effluents Discharged into Drainage on Sewerage Systems, Inland and Coastal Waters (TM-DSS) and the existence of prohibited substance should be confirmed. If the review results indicated that the groundwater to be generated from the excavation works would be contaminated, the contaminated groundwater should be either properly treated in compliance with the requirements of the TM-DSS or properly recharged into the ground.						^
		If wastewater treatment is deployed, the wastewater treatment unit shall deploy suitable treatment process (e.g. oil interceptor / activated carbon) to reduce the pollution level to an acceptable standard and remove any prohibited substances (e.g. TPH) to undetectable range. All treated effluent from wastewater treatment plant shall meet the requirements as stated in TM-DSS and should be discharged into the foul sewers.						^
		If groundwater recharging wells are deployed, recharging wells should be installed as appropriate for recharging the contaminated groundwater back into the ground. The recharging wells should be selected at places where the groundwater quality will not be affected by the recharge operation as indicated in the Section 2.3 of TM-DSS. The baseline groundwater quality shall be determined prior to the selection of the recharge wells, and submit a working plan (including the laboratory analytical results showing the quality of groundwater at the proposed recharge location(s) as well as the pollutant levels of groundwater to be recharged) to EPD for agreement. Pollution levels of groundwater to be recharged shall not be higher than pollutant levels of ambient groundwater at the recharge well. Prior to recharge, any prohibited substances such as TPH products should be removed as necessary by installing the petrol interceptor.						N/A

EIA Ref.	EM&A Ref.	Recommended Mitigation Measures	Objectives of the Recommended Measures & Main Concern to Address	Implementati on Agent	Location / Timing	Implementation Stage	Requirements and/ or standards to be achieved	Implementation Status
S6.9.1.6	W6	<u>Accidental Spillage</u> All the tanks, containers, storage area should be banded and the locations should be locked as far as possible from the sensitive watercourse and stormwater drains.	To minimize water quality impact from accidental spillage	Contractor	All construction site where practicable	Construction stage	- Water Pollution Control Ordinance - ProPECC PN 1/94 - TM-EIAO - TM-DSS	^
		The Contractor should register as a chemical waste producer if chemical wastes would be generated. Storage of chemical waste arising from the construction activities should be stored with suitable labels and warnings.						^
		Disposal of chemical wastes should be conducted in compliance with the requirements as stated in the Waste Disposal (Chemical Waste) (General) Regulation.						^
Waste Management (Construction Waste)								
S7.4.1	WM1	<u>On-site sorting of C&D material</u> Geological assessment should be carried out by competent persons on site during excavation to identify materials which are not suitable to use as aggregate in structural concrete (e.g. volcanic rock, Aplite dyke rock, etc.). Volcanic rock and Aplite dyke rock should be separated at the source sites as far as practicable and stored at designated stockpile area preventing them from delivering to crushing facilities. The crushing plant operator should also be reminded to set up measures to prevent unsuitable rock from ending up at concrete batching plants and be turned into concrete for structural use. Details regarding control measures at source site and crushing facilities should be submitted by the Contractor for the Engineer to review and agree. In addition, site records should also be kept for the types of rock materials excavated and the traceability of delivery will be ensured with the implementation of Trip Ticket System and enforced by site supervisory staff as stipulated under DEVB TC(W) No. 6/2010 for tracking of the correct delivery to the rock crushing facilities for processing into aggregates. Alternative disposal option for the reuse of volcanic rock and Aplite Dyke rock, etc. should be explored.	Separation of unsuitable rock from ending up at concrete batching plants and be turned into concrete for structural use	Contractor	All construction sites	Construction stage	· DEVB (W) No. 6/2010	^

EIA Ref.	EM&A Ref.	Recommended Mitigation Measures	Objectives of the Recommended Measures & Main Concern to Address	Implementation Agent	Location / Timing	Implementation Stage	Requirements and/ or standards to be achieved	Implementation Status
S7.5.1	WM2	<u>Construction and Demolition Material</u> Maintain temporary stockpiles and reuse excavated fill material for backfilling and reinstatement.	Good site practice to minimize the waste generation and recycle the C&D materials as far as practicable so as to reduce the amount for final disposal	Contractor	All construction sites	Construction stage	· Land (Miscellaneous Provisions) Ordinance · Waste Disposal Ordinance · ETWB TCW No. 19/2005	^
		Carry out on-site sorting.						^
		Make provisions in the Contract documents to allow and promote the use of recycled aggregates where appropriate						^
		Adopt 'selective demolition' technique to demolish the existing structures and facilities with a view to recovering broken concrete effectively for recycling purpose, where possible.						N/A
		Implement a trip-ticket system for each works contract to ensure that the disposal of C&D materials are properly documented and verified.						^
		Implement an enhanced Waste Management Plan similar to ETWBTC (Works) No. 19/2005 – “Environmental Management on Construction Sites” to encourage on-site sorting of C&D materials and to minimize their generation during the course of construction.						^
S7.5.1	WM3	<u>C&D Waste</u> Standard formwork or pre-fabrication should be used as far as practicable in order to minimize the arising of C&D materials. The use of more durable formwork or plastic facing for the construction works should be considered. Use of wooden hoardings should not be used, as in other projects. Metal hoarding should be used to enhance the possibility of recycling. The purchasing of construction materials will be carefully planned in order to avoid over ordering and wastage.	Good site practice to minimize the waste generation and recycle the C&D materials as far as practicable so as to reduce the amount for final disposal	Contractor	All construction sites	Construction stage	· Land (Miscellaneous Provisions) Ordinance · Waste Disposal Ordinance · ETWB TCW No. 19/2005	^
		The Contractor should recycle as much of the C&D materials as possible on-site. Public fill and C&D waste should be segregated and stored in different containers or skips to enhance reuse or recycling of materials and their proper disposal. Where practicable, concrete and masonry can be crushed and used as fill. Steel reinforcement bar can be used by scrap steel mills. Different areas of the sites should be considered for such segregation and storage.						N/A

EIA Ref.	EM&A Ref.	Recommended Mitigation Measures	Objectives of the Recommended Measures & Main Concern to Address	Implementation Agent	Location / Timing	Implementation Stage	Requirements and/or standards to be achieved	Implementation Status
S7.5.1	WM4	<u>Excavated Contaminated Soils</u> Details of the mitigation measures on handling of the contaminated soil shall be referred to Section on Land Contamination below.	The contaminated soil will be excavated for on-site reuse	Contractor	PBH4	Prior to commencement of construction works within the contaminated area	· Practice Guide (PG) for Investigation and Remediation of Contaminated Land · GN/GM for land contamination	^
S7.5.1	WM5	<u>Land-based and Marine-based Sediment</u> All construction plant and equipment shall be designed and maintained to minimize the risk of silt, sediments, contaminants or other pollutants being released into the water column or deposited in the locations other than designated location.	To control pollution due to marine sediment	Contractor	Along CKR alignment	Construction stage	· ETWB TCW No. 34/2002	^
		All vessels shall be sized such that adequate draft is maintained between vessels and the sea bed at all states of the tide to ensure that undue turbidity is not generated by turbulence from vessel movement or propeller wash.						N/A
		Before moving the vessels which are used for transporting dredged material, excess material shall be cleaned from the decks and exposed fittings of vessels and the excess materials shall never be dumped into the sea except at the approved locations.						N/A
		Adequate freeboard shall be maintained on barges to ensure that decks are not washed by wave action.						N/A
		The Contractors shall monitor all vessels transporting material to ensure that no dumping outside the approved location takes place. The Contractor shall keep and produce logs and other records to demonstrate compliance and that journeys are consistent with designated locations and copies of such records shall be submitted to the engineers.						N/A
		The Contractors shall comply with the conditions in the dumping licence.						^
		All bottom dumping vessels (Hopper barges) shall be fitted with tight fittings seals to their bottom openings to prevent leakage of material.						N/A
		The material shall be placed into the disposal pit by bottom dumping.						N/A

EIA Ref.	EM&A Ref.	Recommended Mitigation Measures	Objectives of the Recommended Measures & Main Concern to Address	Implementation Agent	Location / Timing	Implementation Stage	Requirements and/ or standards to be achieved	Implementation Status
		Contaminated marine mud shall be transported by spit barge of not less than 750m ³ capacity and capable of rapid opening and discharge at the disposal site.						N/A
		Discharge shall be undertaken rapidly and the hoppers shall be closed immediately. Material adhering to the sides of the hopper shall not be washed out of the hopper and the hopper shall remain closed until the barge returns to the disposal site.						N/A
		For Type 3 special disposal treatment, sealing of contaminant with geosynthetic containment before dropping designated mud pit would be a possible arrangement. A geosynthetic containment method is a method whereby the sediments are sealed in geosynthetic containers and, the containers would be dropped into the designated contaminated mud pit where they would be covered by further mud disposal and later by the mud pit capping at the disposal site, thereby fulfilling the requirements for fully confined mud disposal.						N/A
S7.5.1	WM6	<p><u>Chemical Waste</u> Chemical waste that is produced, as defined by Schedule 1 of the Waste Disposal (Chemical Waste) (General) Regulation, should be handled in accordance with the Code of Practice on the Packaging, Labelling and Storage of Chemical Wastes.</p> <p>Containers used for the storage of chemical wastes should be suitable for the substance they are holding, resistant to corrosion, maintained in a good condition, and securely closed, have a capacity of less than 450 L unless the specification has been approved by EPD, and display a label in English and Chinese in accordance with instructions prescribed in Schedule 2 of the regulation.</p> <p>The storage area for chemical wastes should be clearly labelled and used solely for the storage of chemical waste, enclosed on at least 3 sides, have an impermeable floor and bunding of sufficient capacity to accommodate 110% of the volume of the largest container or 20% of the total volume of waste stored in that area, whichever is the greatest, have adequate ventilation, covered to prevent rainfall entering, and arranged so that incompatible materials are adequately separated.</p>	Control the chemical waste and ensure proper storage, handling and disposal	Contractor	All construction sites	Construction stage	<ul style="list-style-type: none"> Waste Disposal (Chemical Waste) (General) Regulation Code of Practice on the Packaging, Labelling and Storage of Chemical Waste 	<p>^</p> <p>*</p> <p>^</p>

EIA Ref.	EM&A Ref.	Recommended Mitigation Measures	Objectives of the Recommended Measures & Main Concern to Address	Implementati on Agent	Location / Timing	Implementation Stage	Requirements and/ or standards to be achieved	Implementation Status
		Disposal of chemical waste should be via a licensed waste collector, be to a facility licensed to receive chemical waste, such as the Chemical Waste Treatment Centre which also offers a chemical waste collection service and can supply the necessary storage containers, or be to a reuser of the waste, under approval from EPD.						^
S7.5.1	WM7	<u>General Refuse</u> General refuse generated on-site should be stored in enclosed bins or compaction units separately from construction and chemical wastes.	Minimize production of the general refuse and avoid odour, pest and litter impacts	Contractor	All construction sites	Construction stage	· Waste Disposal Ordinance	^
		A reputable waste collector should be employed by the Contractor to remove general refuse from the site, separately from construction and chemical wastes, on a daily basis to minimize odour, pest and litter impacts. Burning of refuse on construction sites is prohibited by law.						^
		Aluminum cans are often recovered from the waste stream by individual collectors if they are segregated and made easily accessible. Separate labelled bins for their deposit should be provided if feasible.						^
		Office wastes can be reduced through the recycling of paper if volumes are large enough to warrant collection. Participation in a local collection scheme should be considered by the Contractor.						^
Land Contamination								
S8.9 & Appendix 8.4	LC2	<u>Excavation of the Contaminated Soil</u> Prior to commencement of the excavation works at the contamination zone, the zone should be clearly marked out on site and the surface levels recorded. Excavation of contaminated material should be undertaken using dedicated earth-moving plant.	The contaminated soil will be excavated for on-site reuse	Contractor	PBH4	Prior to commencement of construction works within the contaminated area	· Practice Guide (PG) for Investigation and Remediation of Contaminated Land · Guidance Notes for Contaminated Land Assessment and Remediation · Guidance Manual for Use of Risk-Based Remediation Goals (RBRGs) for Contaminated Land Management	N/A
		The excavated contaminated soils would be stockpiled at designated area on site and covered by sheet to prevent dispersion of contamination during stockpiling.						N/A
		The Contractor should pay attention to the selection of suitable groundwater lowering schemes and discharge points if the groundwater table is higher than the contaminated soils during excavation. The Contractor should also obtain a valid Water Pollution Control Ordinance (WPCO) discharge licence from EPD where applicable.						N/A

EIA Ref.	EM&A Ref.	Recommended Mitigation Measures	Objectives of the Recommended Measures & Main Concern to Address	Implementation Agent	Location / Timing	Implementation Stage	Requirements and/ or standards to be achieved	Implementation Status
Hazard to Life								
S9.18	H8	The driver and his assistant should be physically healthy, experienced and have good safe driving records. The driver should hold a proper driving licence for the approved transport truck. Dedicated training programme and regular road safety briefing sessions/ workshops should be provided to enhance their safe driving attitude and practice. Smoking should be strictly prohibited.	To reduce the risk during explosives transport	Contractor	Works areas at which explosives would be used	Construction stage	/	^
S9.18	H9	Emergency response plans in case of road accident should be prepared and implemented. The driver and his assistant should be familiar with the emergency procedures including evacuation, and proper communication/ fire-fighting equipment should be provided to the driver and his assistant.	To reduce the risk during explosives transport	Contractor	Works areas at which explosives would be used	Construction stage	/	^
Landscape and Visual								
S10.10.1 Table 10.11	LV3	<u>Good Site Management</u> Large temporary stockpiles of excavated material shall be covered with unobtrusive sheeting to prevent dust and dirt spreading to adjacent landscape areas and vegetation, and to create a neat and tidy visual appearance.	Minimize visual impact	Contractor	Within Project site	Construction Phase	/	^
		Construction plant and building material shall be orderly and carefully stored in order to create a neat and tidy visual appearance.						^
S10.10.1 Table 10.11	LV4	<u>Screen Hoarding</u> Decorative screen hoarding should be erected to screen the public from the construction area. It should be designed to be compatible with the existing urban context.	Minimize visual impact	Contractor	Within Project site	Construction Phase	/	^
S10.10.1 Table 10.11	LV5	<u>Lighting Control during Construction</u> All lighting in the construction site shall be carefully controlled to minimize light pollution and night-time glare to nearby residencies and GIC. The Contractor shall consider other security measures, which shall minimize the visual impacts.	Minimize visual impact	Contractor	Within Project site	Construction Phase	/	^
S10.10.1 Table 10.11	LV6	<u>Erosion Control</u> The potential for soil erosion shall be reduced by minimizing the extent of vegetation disturbance on site and by providing a protective cover over newly exposed soil.	Minimize landscape impact	Contractor	Within Project site	Construction Phase	/	^

EIA Ref.	EM&A Ref.	Recommended Mitigation Measures	Objectives of the Recommended Measures & Main Concern to Address	Implementation Agent	Location / Timing	Implementation Stage	Requirements and/or standards to be achieved	Implementation Status
S10.10.1 Table 10.11	LV7	<u>Tree Protection & Preservation</u> Carefully protected during construction. Tree protection measures will be detailed at the Tree Removal Application stage and plans submitted to the relevant Government Department for approval in due course in accordance with ETWB TC no. 3/2006.	Minimize landscape and visual impact	Contractor	Within Project site	Construction Phase	· 'Guidelines for Tree Risk Management and Assessment Arrangement on an Area Basis and on a Tree Basis', Greening, Landscape and Tree Management (GLTM) Section, DEVB · Latest recommended horticultural practices from GLTM Section, DEVB	N/A
S10.10.1 Table 10.11	LV8	<u>Tree Transplantation</u> For trees unavoidably affected by the Project that have to be removed, where practical transplantation will be chosen as the top priority method of removal. If this is not possible or practical compensatory planting will be provided for trees unavoidably felled (See LV10). For trees unavoidably affected by the Project works that are transplanted, transplantation must be carried out in accordance with ETWB TCW 2/2004 and 3/2006.	Minimize landscape and visual impact	Contractor	Within Project site and designated off-site locations	Prior to Construction Phase	· ETWB TCW 3/2006 · Latest recommended horticultural practices from Greening, Landscape and Tree Management (GLTM) Section, DEVB · ETWB TCW 2/2004	N/A
S10.10.1 Table 10.11	LV9	<u>Compensatory Planting</u> For trees unavoidably affected by the Project that have to be removed, where practical transportation will be chosen as the top priority method of removal but if this is not possible or practical compensatory planting will be provided for trees unavoidably felled. All felled trees shall be compensated for by planting trees to the satisfaction of relevant Government projects. Required numbers and locations of compensatory trees shall be determined and agreed separately with Government during the Tree Felling Application process under ETWBTC 3/2006.	Minimize visual impact and also enhance landscape	Contractor	Within Project site	Construction Phase	· ETWB TCW 3/2006 · Latest recommended horticultural practices from Greening, Landscape and Tree Management (GLTM) Section, DEVB · ETWB TCW 2/2004	N/A

EIA Ref.	EM&A Ref.	Recommended Mitigation Measures	Objectives of the Recommended Measures & Main Concern to Address	Implementation Agent	Location / Timing	Implementation Stage	Requirements and/ or standards to be achieved	Implementation Status
S10.10.1 Table 10.11	LV10	<u>Screen Planting</u> Tall screen/buffer trees, shrubs and climbers should be planted, in so far as is possible, to soften and screen proposed structures such as roads and central strip, vertical edges and buildings and to enhance streetscape greening effect where appropriate. Indiscriminate use of trees for screening must be avoided and the principle of 'right tree for the right place' must be followed. This detail will be provided at the Detailed Design stage. This measure may additionally form part of the compensatory planting and will improve and create a pleasant pedestrian environment.	Minimize visual impact and also enhance landscape	Contractor	Within Project site	Construction Phase	· Guidelines on Greening of Noise Barriers, issued April 2012, GLTMS, DevB · ETWB TCW 2/2004	N/A
S10.10.1 Table 10.11	LV11	<u>Green Roof</u> Roof greening will be established on ventilation and administration buildings to reduce exposure to untreated concrete surfaces and particularly mitigate visual impact to VSRs at high levels.	Minimize landscape and visual impact	Contractor	Within Project site	Construction Phase	/	N/A
S10.10.1 Table 10.11	LV12	<u>Reinstatement</u> All works areas, excavated areas and disturbed areas for tunnel construction and temporary road diversion or any other proposed works shall be reinstated to former conditions or better, with reasonable landscape treatment and to the satisfaction of the relevant Government departments. (Specific mitigation for disturbance to public open space is detailed separately under LV14)	Minimize landscape impact	Contractor	Within Project site	Construction Phase	/	N/A
S10.10.1 Table 10.11	LV13	<u>Reprovisioning of Public Open Space</u> All areas of public open space affected by the Project will be re-provisioned either at the same location following the completion of temporary works, or at a separate site, as agreed with relevant Government departments. Open space should be re-provisioned in an enhanced manner.	Minimize landscape impact	Contractor	Within Project site	Construction Phase	Open space should be re-provided in an enhanced manner.	N/A
Cultural Heritage Impact (Construction Phase)								
S11.4.4	CH1	The contractor should be alerted during the construction on the possibility of locating archaeological remains and as a precautionary measure, AMO shall be informed immediately in case of discovery of antiquities or supposed antiquities in the subject sites.	To preserve any cultural heritage items which may be removed and damaged by the excavation	Contractor	During construction works for cut and cover tunnels	During the Construction Phase	· AMOs requirements	N/A

EIA Ref.	EM&A Ref.	Recommended Mitigation Measures	Objectives of the Recommended Measures & Main Concern to Address	Implementation Agent	Location / Timing	Implementation Stage	Requirements and/ or standards to be achieved	Implementation Status
EM&A Project								
S13.2	EM1	An Independent Environmental Checker needs to be employed as per the EM&A Manual	Control EM&A Performance	Highways Department	All construction sites	Construction stage	· EIAO Guidance Note No. 4/2010 · TM-EIAO	^
S13.2-13.4	EM2	An Environmental Team needs to be employed as per the EM&A Manual.	Perform environmental monitoring & auditing	Highways Department/ Contractor	All construction sites	Construction stage	· EIAO Guidance Note No. 4/2010 · TM-EIAO	^
		Prepare a systematic Environmental Management Plan to ensure effective implementation of the mitigation measures;						^
		An environmental impact monitoring needs to be implemented by the Environmental Team to ensure all the requirements given in the EM&A Manual are fully complied with.						^

Remarks: EM&A Programme under EP-457/2013/D	
^	Compliance of mitigation measure;
N/A	Not applicable at this stage;
N/A(1)	Not observed;
*	Recommendation was made during site audit but improved/retified by the contractor;
#	Recommendation was made during site audit but not yet improved/retified by the contractor;
X	Non-compliance of mitigation measure;
●	Non-compliance but rectified by the contractor.

APPENDIX D
SUMMARIES OF ENVIRONMENTAL
COMPLAINT, WARNING, SUMMON
AND NOTIFICATION OF SUCCESSFUL
PROSECUTION

Complaint Log on Reporting Month (August 2025)

Log Ref.	Location	Received Date	Details of Complaint/warning/ summon and prosecution	Investigation/ Mitigation Action	Status
N/A	N/A	N/A	N/A	N/A	N/A

Remarks: No environmental complaint and warning/summon and prosecution was received in the reporting period.

Cumulative Statistics on Complaints, Notifications of Summons and Successful Prosecutions and Public Engagement Activities

Reporting Period	Site Location	Frequency	Cumulative	Details
August 2025	Kai Tak East	Environmental Complaint Statistics		
		0	3	N/A
		Environmental Non-compliance Statistic		
		0	0	N/A
		Environmental Summon and Prosecution Statistic		
		0	0	N/A
	Yau Ma Tei West	Environmental Complaint Statistics		
		0	0	N/A
		Environmental Non-compliance Statistic		
		0	0	N/A
		Environmental Summon and Prosecution Statistic		
		0	0	N/A
	Ho Man Tin	Environmental Complaint Statistics		
		1	7	EC010_CKRBEM20250811_011
		Environmental Non-compliance Statistic		
		0	0	N/A
		Environmental Summon and Prosecution Statistic		
		0	0	N/A